

Slough Childcare Sufficiency Assessment



2018 – 2019

Contents

Page	
4	Background
5	Introduction
6	Methodology
6	Policy direction
6 - 10	Key findings
11	Slough overview
12	Population figures
13	Autumn term 2017 supply
14	Early years childcare and registered childminder places
15	Access of provision for 0 – 4 year olds
15	Out of school provision: 5 – 14 year olds
17	Funded 2 year olds
18	3 & 4 year old Universal Entitlement
18 – 20	Extended Entitlement – 30 hours childcare
21	Childminder registrations
22	Under 2 year old places
22	Occupancy and vacancies
23	Overview of Funded Early Education Places
24	Cost
25 – 28	Special Educational Needs and Disability
28	Workforce
30	Staff salaries
31	Housing Developments
33	Slough Urban Renewal
Supply of early years and childcare provision by children centre area	
34 – 36	Monksfield Way Children's Centre Area
37 – 39	Orchard Avenue Children's Centre Area
40 – 42	St Andrews Way Children's Centre Area
43 – 45	Chalvey Grove Children's Centre Area
46 – 49	Elliman Avenue Children's Centre Area
50 – 52	Penn Road Children's Centre Area
53 – 55	Wexham Road Children's Centre Area
56 – 58	Yew Tree Road Children's Centre Area
59 – 61	Romsey Close Children's Centre Area
62 – 64	Vicarage Way Children's Centre Area

Conclusion and action planning	
65 - 68	Place development 2017 – 2022
69	Appendix 1 Health Data
70	Appendix 2 ONS population
72	Appendix 3 Child poverty
73	Appendix 4 Estimating eligibility for the extended entitlement
74	Appendix 5 Childminder occupancy and vacancies by CCA
75	Appendix 6 Private, Voluntary and Independent providers occupancy and vacancies by CCA
76	Appendix 7 Maintained Nursery Schools occupancy and vacancies by CCA
77	Appendix 8 Primary Schools with nursery classes occupancy and vacancies by CCA
78	Appendix 9 Family Information Service outreach service statistics 2016 - 2017
79	Appendix 10 Early years foundation stage data 2017

Background

The Childcare Act 2006 and 2016 and the associated statutory guidance for local authorities on Early Education and Childcare, March 2017 <https://www.gov.uk/government/publications/earlyeducation-and-childcare-->, requires Slough Borough Council (the Local Authority) to secure sufficient childcare, as far as is reasonably practicable, for working parents, or parents who are studying or training for employment, for children aged 0 – 14 (or up to 18 for disabled children).

The duty is detailed in the following sections of the Acts:

Childcare Act 2006

Section 6 secures sufficient childcare for parents;

Section 7 secures free early years provision free of charge;

Section 7A discharges its duty;

Section 9 gives LA's the power to attach requirements to the arrangements they make with providers (other than the governing body of a maintained school) to deliver childcare including free early years provision;

Section 9a allows regulations to be made which prescribe the requirements local authorities may or may not impose when they make arrangements;

Section 12 provides information, advice and assistance to parents about childcare in the area;

Section 13 secures the provision of information, advice and training to childcare providers and childcare workers

Childcare Act 2016

Section 1 places a duty on the secretary of state to secure the equivalent of 30 hours free childcare over 38 weeks of the year for qualifying children;

Section 2 allows the secretary of state to discharge her duty under section 1 of the Act by placing a duty on English local authorities to secure free childcare for qualifying children;

To secure sufficient childcare places, local authorities should take into account:

- what is 'reasonably practicable' when assessing what sufficient childcare means for their area;
- the state of the local childcare market, including the demand for specific types of providers in a particular locality and the amount and type of supply that currently exists;
- the state of the labour market including the sufficiency of the local childcare workforce;
- the quality and capacity of childcare providers and childminders registered with a childminder agency, including their funding, staff, premises, experience and expertise;
- what schools in their area are offering or able to offer out-of-hours childcare from 8.00am until 6.00pm and in school holidays;
- if existing providers are able to expand their provision and what new providers are going to enter the local childcare market; and
- if providers take sustainable business approach to planning and signpost providers to resources to support them.

The Local Authority is responsible for determining the appropriate level of detail in the report, geographical division and date of publication. However, the report should include:

- a specific reference to how we are ensuring there is sufficient childcare available to meet the needs of: children with special educational needs and disabilities; children from families in receipt of the childcare element of Working Tax Credit or Universal Credit; children with parents who work irregular hours; children aged two, three and four taking up free places; school age children; and children needing holiday care.

- Information about the current and projected supply and demand of childcare for particular age ranges of children, and the affordability, accessibility and quality of provision; and
- Details of how any gaps in childcare provision will be addressed.

In addition, the Local Authority is required by legislation to maintain a service that provides information, to parents and prospective parents on the provision of childcare in their area, as listed in Schedule 1 of the Childcare Act 2006 and from 1st September publish this information electronically on the local authority website and update it, at a minimum termly on 1st January, 1st April and 1st September, ensuring parents are aware of:

- Early education places for two, three and four year olds;
- The option to continue to take up their child's 15 hour early education place until their child reaches compulsory school age;
- How to identify high quality provision in their area.

Introduction

The Slough Childcare Sufficiency Assessment (CSA) refresh provides an overview of the childcare market in Slough and covers the period from autumn 2018 to spring 2019.

The context within which an early years and childcare sufficiency assessment is compiled can fluctuate considerably from year to year. The early years sector is demonstrably volatile within relatively short timescales, making place planning more complex and necessitating on-going processes.

The Local Authority has a statutory duty to ensure that there are sufficient places for every child eligible for Free Early Education. These places are developed and offered providers who respond to localised changes in demand, recruitment and retention issues, rent increases, competition and new national initiatives by altering their offer.

Therefore, across the borough, small changes in a few localities can have an affect on supply in the short /or medium term thereby altering place development requirements that may or may not be lasting

The council's Five Year Plan

We are specifically aiming to deliver Outcome1 of the council's overarching Five Year Plan 2018-2023: "Slough children will grow up to be happy, healthy and successful". However, there are strong links with all the other outcomes to achieve our vision. Some people are more likely to choose to live and work in Slough if they have access to high quality education and childcare for their children.

- Outcome 2: Our people will be healthier and manage their own care needs
- Outcome 3: Slough will be an attractive place where people choose to live, work and stay
- Outcome 4: Our residents will live in good quality homes
- Outcome 5: Slough will attract, retain and grow businesses and investment to provide opportunities for our residents

The Childcare Sufficiency Assessment links with other relevant strategies and plans

- Slough Multi-Agency Early Help Strategy 2019 – 2020
- Early Years Strategy 2018 – 2021
- Early Years Workforce Strategy 2018 – 2021
- School Places Strategy 2018 – 2023
- Slough's Corporate Parenting Strategy 2019-2020
- Joint Strategic Needs Assessment 2018

- Economic Development Plan for Growth 2014 - 2018
- Asset Management Plan 2014-2017
- Capital strategy 2017 - 2023

Methodology

Supply information has been gathered using the provider annual audit which was completed at the end of the Summer Term. All providers were contacted electronically in the Autumn Term to up date their participation and vacancy information specifically regarding funded early education places.

We have drawn on other data to inform this refresh including:

- Early Years and School census January 2018
- ONS 2011
- Slough Borough Council Housing Strategy
- Family Information Service statistics
- Health data February 2017
- An accepted yield formula applied by a number of UK local authorities with regard to the planning of their sufficiency of *school* places is an **additional 4 children per 100 new (family) houses per year group**.

Policy direction

There are a number of policy initiatives that had an impact on the outcomes of the childcare sufficiency during 2017 – 2018 and some of these continue to be influential through 2018 - 2019.

These include:

- National Living Wage
- Tax Free Childcare
- Free 30hrs Childcare Extended Entitlement
- Early Years National Funding Formula
- Benefit reforms including the introduction of Universal Credit

The Childcare Sufficiency Assessment will focus on the impact of these policy changes specifically on the increase in demand for new early years and childcare places across the borough.

Demographics

Slough is an urban town in the east of Berkshire, approximately 20 miles west of central London. It is home to 42,365 children and young people, 13,188 of which are aged 0-4. Out of a total population of approximately 145,734, this equates to 29% being below the age of 19, making the population of Slough significantly younger than the average for south east local authorities. The borough also includes a higher proportion of young adults aged 25-44, suggesting a large number of young families are resident.

(Source: ONS 2015 Mid-Year Population Estimates - June 2016)

Slough unitary authority area was ranked 79th out of the 326 English local authorities for deprivation in the 2015 Indices of Deprivation, significantly more deprived than other east Berkshire areas: Reading (143th), Bracknell Forest (287th) and Windsor and Maidenhead (306th).

(Source: Department for Communities and Local Government - Sep 2015)

Key findings

Population figures for 0 - 4 year olds living in Slough

According to census 2011, the whole population of Slough was 140,713 and 12,800 (9.1%) of these were aged 0 – 4 years old.

- 20.8% of Slough's 50,766 households are one family units with dependent children.

- 8.9% of households comprise lone parents with dependent children (4,503 households).
- 5.7% of all households (2,911) have no adults in employment but dependent children.
- Slough has the 3rd highest birth rate in the UK
- Slough was the 29th most densely populated with 43 people per hectares in 2011

Early Years Foundation Stage Data 2018

- 71.5 % of children in England achieved a GLD in 2017 and 73.6 % of children in Slough achieved a GLD in 2018
- We have a GLD that is 2.1% above the national average
- The gender gap in Slough has widened in 2018. The gender gap National figure shows a decrease and that boys are improving at a faster rate than girls – Slough is not in line with this national trend.

Under 2 year olds

- There has been a decrease in the number of places for under 2 year olds across Slough in group settings and with childminders.
- Providers are not reporting specific demand for places or reporting children on their waiting lists requiring a space which the provider can not offer.
- An additional 115 places for under 2 year olds could be offered by childminders if required, as childminders will respond to demand

2 year old funding

- The DWP list in 2018 showed 911 families potentially eligible for 2 year old funding and in 2019 this reduced by 65 to 846
- In 2017 Monksfield Way, Chalvey Grove and Penn Road Children's Centres saw the highest percentage of eligible 2 year olds but in 2019 Wexham Road, Elliman Avenue and Penn Road Children's Centres saw the highest percentage.
- Chalvey Grove Children's Centre area still has the highest number of 2 year olds living in the borough.
- The number of 2 year old places being offered across Slough has increased from 591 to 799 since 2017.
- Preliminary census 2019 figures show that 57% of funded 2 year olds were accessing a place.

3 & 4 year old universal funding (15 hours, 38 weeks per year)

- Indicative figures show that participation rates are approximately 81% for the spring term 2019
- Current number of places available across Slough is 3714
- Across Slough some areas have more universal places than they actually require however the total number overall matches (minus 11 places) the total number required therefore it would seem no new places are required.
- We can see that some areas such as Monksfield Way, Elliman Avenue, Wexham Road and Romsey Close Children's Centre Areas have more places than required however in each area there are more children than expected accessing their universal entitlement in these areas. This illustrates that parents are willing to travel into the different areas in order to access a funded place.

Extended Entitlement – 30 hours childcare

- The DfE estimated that 1689 places would be required in Slough for the extended entitlement – 30 hours childcare in 2019.

- The annual provider audit showed that we should have had 1101 places available in the autumn term 2018 for 30 hour places; this is an increase of 115 places since 2017.
- Since the start of the extended entitlement in autumn 2017 the number of children in a place as a percentage of the codes issued in Slough has increased from 69% - 85%
- Between the spring term 2018 and spring term 2019 there has been an increase of 146 children accessing an extended entitlement place.

Gaps in provision

- Overall across Slough there is a deficit of 39 (2 year old places) however the Monksfield Way and the Romsey Close CCA have an over supply of 119 places
- Overall across Slough there is a deficit of 86 (universal 3 & 4 year old places) however the Monksfield Way and the Romsey Close CCA have an over supply 625 places
- Overall across Slough there is a deficit of 618 (extended entitlement places) however the Monksfield Way and the Romsey Close CCA have an over supply of 97 places
- Further analysis is needed to evaluate the participation rates of additional paid for childcare to consider the need for future development across Slough
- Since the 2017 CSA we have seen a reduction in the number of early years providers however there has been an increase in the number of registered places, as more providers have expanded their number of places.

Childminders

- Since 2013 there has been a 32% decrease in the number of registered childminders.
- Future recruitment and retention work is required to raise and retain the number of childminders in certain areas of Slough
- Since 2017 there has been decrease of 10 childminders in Slough
- Four Children's Centre areas have seen a slight increase in the number of registered childminders

Out of School Provision

- There appears to be a substantial decrease in the number of places offered in Out of School provision across Slough. Previous CSAs have recorded settings registered as offering tuition in the out of school provision figures. This is now recorded separately which is likely to be one of the reasons why the figures have dropped significantly.
- Monksfield Way and Penn Road Children's Centre Areas have seen a significant decrease in the access rates, however, many school based providers noted on the annual provider audit that they would increase capacity where demand for places increased.

Cost

- The average cost of childcare in private, voluntary and independent settings and schools is £5.68 per hour. This is an increase of 4p compared to the 2017 CSA. The highest average cost appears to be for 2 year olds who are accessing less than 25 hours per week.
- The highest average cost appears to be in the Yew Tree Road CCA and the lowest average cost in St. Andrew's Road CCA.
- Out of School provision mainly considers breakfast and afterschool charges and the Slough average amount is £4.50, 17p less than the recorded cost in the 2017 CSA. The lowest recorded amount is in the Yew Tree Road CCA and the highest in Romsey Close CCA.
- The average cost with a childminder is £5.21 which is an increase of 16p compared to the last CSA in 2017. The highest amount is £5.34 for the care of a child under 2 years old for less than 25 hours per week.

- Across the sector salary costs vary considerably according to different roles and qualification levels. The highest paid salaries are in schools and independent schools, with the highest Early Years lead on approx. £39.00 per hour. The highest recorded salary of a practitioner with QTS was approx. £48.00 per hour, EYP £27.00 per hour, level 3 £21.00 per hour and level 2 £14.00 per hour.

Workforce Development

- The Early Years Workforce Strategy 2018-2021 was published in 2018
- The strategy aims to support the early years sector to remove the barriers to attracting, retaining and developing the workforce in line with guidance published by the DfE.
- Addressing Slough's place development beyond 2018, it focuses on recruitment of new people to join the workforce which will help settings in their expansion to provide the additional places for children identified by the CSA refresh.
- Retaining staff members already working for settings in Slough by offering good affordable CPD in a range of topics to support good practice (detailed in the Early Years Service Professional Development Portfolio).
- A few settings in Slough have not seen many changes to their staff team, holding on to existing staff over a number of years, others report that finding quality staff is difficult as the number of suitable applications for advertised jobs are low.
- Managers frequently express concerns about the quality of the applications particularly in relation to the limited number of applicants who hold level 3 qualifications in early years and childcare.

Special Educational Needs and Disability

- Additional SEND funding supplements were implemented in April 2017 to meet the needs of children with additional needs and disabilities. This includes an Inclusion Fund for lower-level or emerging special educational needs and a Disability Access Fund for children with a disability or higher-level needs.
- All settings are encouraged to be inclusive, and PVI settings must have an identified SENDco. In addition, the Local Authority SEND coordinator works with early years settings to equip them in meeting the needs of children with requirements related to their disability/additional needs.
- 24 children under 5 years old currently have an Education, Health and Care Plan
- 40 children under 5 years old are currently accessing an early years setting and have 1:1 funding to support them
- 122 early years children are currently being supported in their home environment because of their complex needs and they are not yet in a group setting. These children are being supported by an early years specialist teacher and/or the Early Years Service SEN outreach team.
- There are 3 SEND resource bases for early years (nursery children) with a combined offer of 24 part time equivalent places (pte).
- There is 1 specialist school in the borough offering 8 full time equivalent (fte) places to nursery aged children.

Housing developments

- The Government's Strategic Housing Market Assessment (SHMA) has identified the need for Slough to provide 927 new homes each year up to 2036.

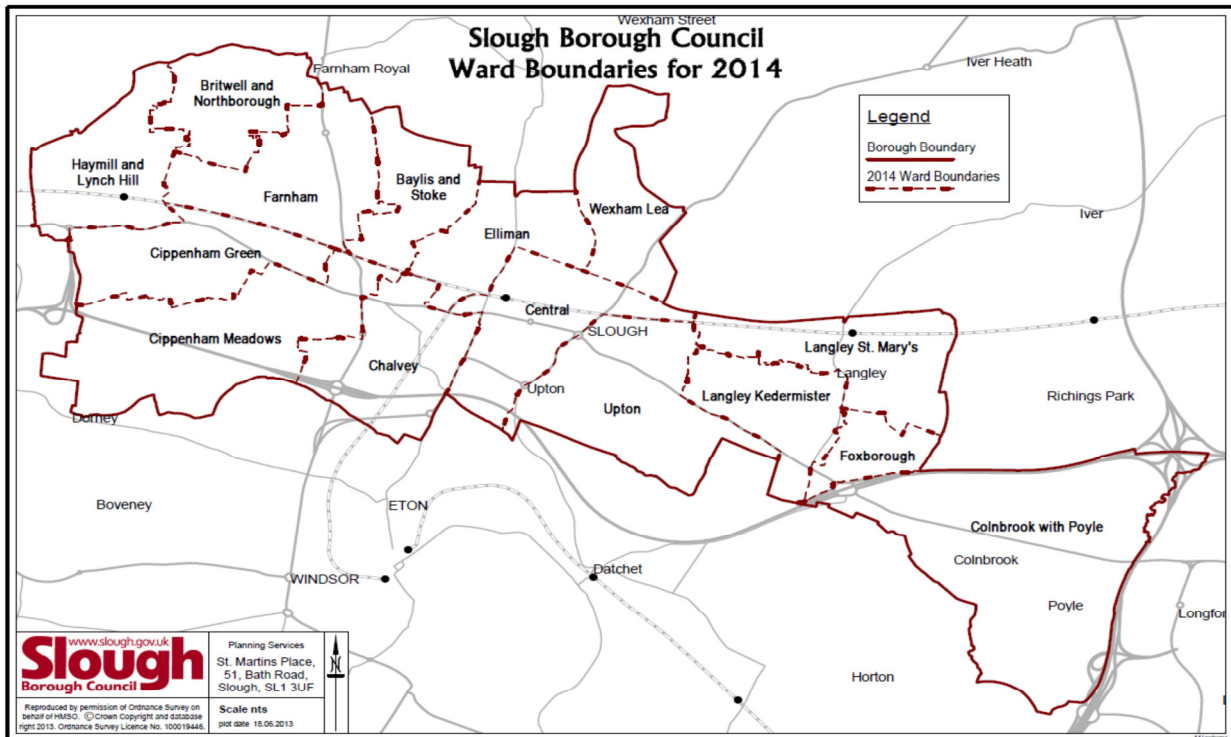
- Slough Borough Council is anticipating that approximately 4031 properties will be completed over the next 5 years. Slough has the most diverse population in Berkshire, which had already grown by 18% between 2001 and 2013.
- Using the information supplied in the 5 year housing trajectory we can assume that a minimum of 1663 properties will be developed that will have 2 bed rooms or more.
- An additional 1663 (2 bedroom plus) properties will be developed in Slough over the next 5 years and this could potentially lead to another 199 children aged 0 – 4 year olds living in the borough.

Transport

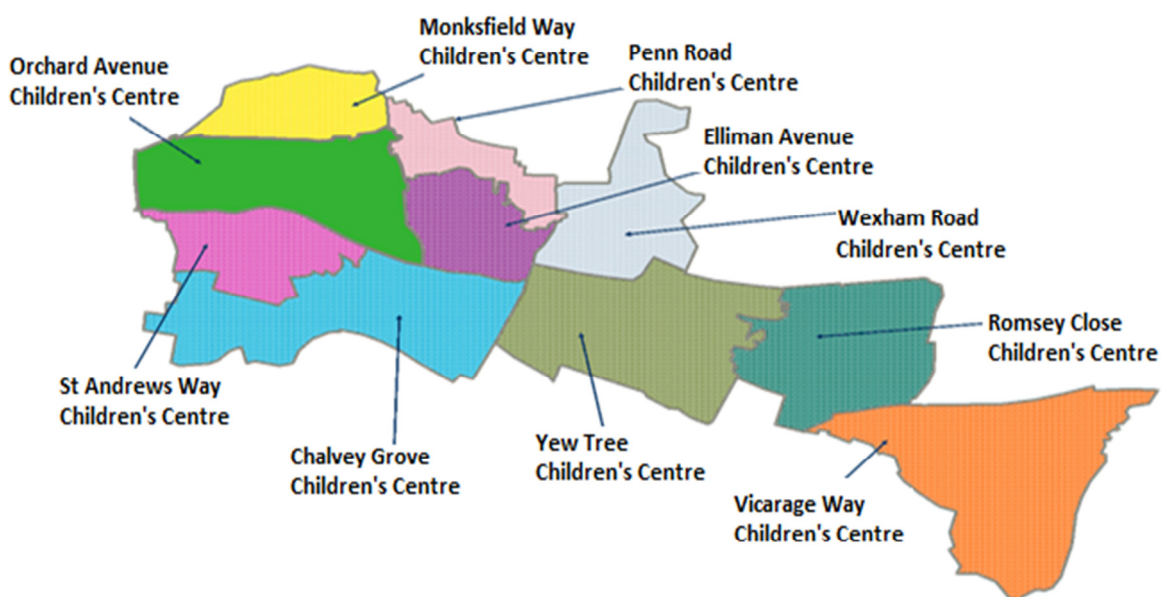
- Bordered by major motorways (the **M4** and **M25**), an international airport at **Heathrow**, over 300 bus journeys per day and with **rail links** to London and Reading, to be further improved with the arrival of **CrossRail** in coming years.

Overview

- Slough is made up of 14 wards
- It is bisected by the A4 (connecting Bath to London) and the Great Western Main line.
- It covers an area of 32.54 sq. mi (or 12.56km²) and is approx. 20 miles (30 kilometres) west of central London.



The Slough Early Years Service works across 10 children's centre areas which do not align with the ward boundaries of the borough. The map below shows how Slough is split into the 10 children's centre areas which, when originally defined, were based on each area having equal numbers of under 5 year olds and aligned to Super Output Areas.



Population

According to data supplied by public health (numbers of children registered with a G.P) in February 2017 Chalvey Grove CCA had the highest population of under 5 year olds living in Slough, followed by Yew Tree Road and Romsey Close CCA's respectively.

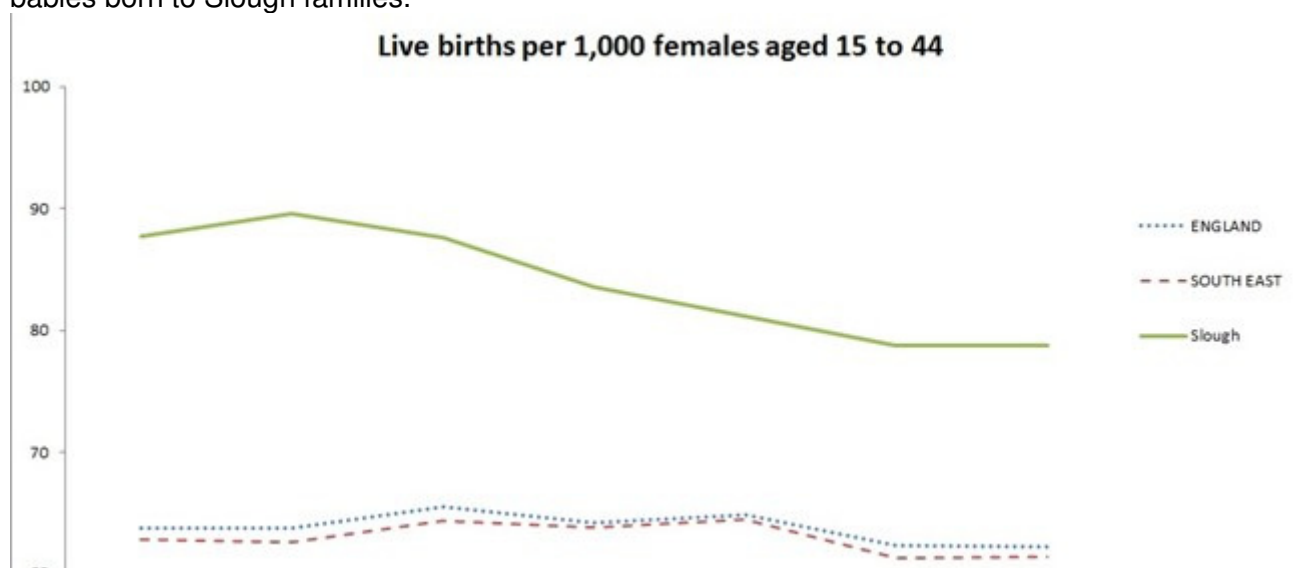
CCA	Health data under 5s registered with a GP Feb 17	
Monksfield Way	859	6.5%
Orchard Avenue	1153	8.8%
St. Andrew's Way	1259	9.6%
Chalvey Grove	1976	15%
Elliman Avenue	1336	10.2%
Penn Road	1173	9%
Wexham Road	1391	10.6%
Yew Tree Road	1742	13.3%
Romsey Close	1675	12.8%
Vicarage Way	565	4.3%
Total	13129	

Fertility rate

The number of babies being born of course influences Slough's population size.

General fertility rates (GFR) allow comparisons in the number of births between different areas. This calculates the number of births in an area as a rate per 1,000 females aged 15 to 44. In 2014, there were over 78.8 births per 1,000 females of reproductive age in Slough.

The fertility rate graph, (source: Health and Social Care Information Centre), shows Slough has a much higher birth rate than the national and South East regional averages. In 2014, there were 2,591 babies born to Slough families.



<http://www.slough.gov.uk/council/joint-strategic-needs-assessment/births.aspx>

Autumn term 2017 supply of early years and childcare provision

Type of formal childcare	Number of registered providers	Number of registered places	Percentage of Slough registered places
Nursery class in a Maintained school	25	1,786	20.3%
Nursery class in an Independent sector setting	3	205	2.3%
Day nursery – full or part-time	12	1,244	14.1%
Pre-School/Playgroup sessional childcare	12	740	8.4%
Children's Centre nursery full daycare	4	359	4.1%
Children's Centre nursery sessional daycare	6	216	2.5%
Nursery School	5	859	9.7%
Total Early Years Childcare	67	5409	61.4%
Registered Childminder	122	744	8.4%
Home Childcare (own home)	23	46	<0.5%
Total Home-Based Childcare	142	743	8.4%
After School Club	29	797	9%
Breakfast Club	31	1278	14.4%
Holiday Play scheme	18	579	6.5%
Total Out of School Childcare	78	2654	30.1%

Since the 2017 CSA we have seen a reduction in the number of early years providers however there has been an increase in the number of registered places, as more providers have expanded their number of places. There has been a decrease of 10 childminders but an increase of 14 home childcarers. Of the 23 home childcarers living in Slough only 8 are currently working in Slough with the other 15 operating out of borough. Overall there has been a total increase of 7.8% of the total capacity.

There appears to be an increase across all out of school providers since 2017 in Slough. However a number of providers have reduced the number of spaces offered in their setting.

Early years childcare and registered childminder places for 0 – 4 year olds

The table below shows the population of each CCA and how each area could be regarded as having sufficient places for 0 – 4 year olds if the percentage of 0 – 4 year olds living within that CCA is less than or within 1% of the corresponding *percentage* of theoretical supply for 0 – 4 year olds.

Children's Centre Area	Number of 0-4 year olds/CCA (NHS February 2017)	% of Slough's 0-4 year olds living in CCA (NHS February 2017)	Supply of early years childcare and childminding places/CCA for 0 – 4 year olds	% of Slough's supply of early years childcare and childminding places for 0 – 4 year olds	Concluded Sufficiency Yes/No? for 0 – 4 year olds*
Monksfield Way	859	6.6%	611	10.7%	Yes
Orchard Avenue	1153	8.8%	437	7.7%	No / Yes
St. Andrew's Way	1259	9.6%	519	9.1%	Yes
Chalvey Grove	1976	15%	639	11.2%	No
Elliman Avenue	1336	10.2%	623	10.9%	Yes
Penn Road	1173	8.9%	344	6.0%	No
Wexham Road	1391	10.6%	707	12.4%	Yes
Yew Tree Road	1742	13.3%	683	12.0%	No
Romsey Close	1675	12.7%	970	17.0%	Yes
Vicarage Way	565	4.3%	172	3.0%	No
Total	13,129	100%	5705	100%	43.5%

Aligned to this particular quantitative methodology, it can therefore be concluded that in spring 2019, four Children's Centre Areas did not, *theoretically*, have (statistically) sufficient early years childcare places for 0 – 4 year olds:

- Chalvey Grove Children's Centre Area
- Penn Road Children's Centre Area
- Yew Tree Road Children's Centre Area
- Vicarage Way Children's Centre Area

The four CCA's which could be regarded as not having sufficient places for 0 – 4 year olds is comparable to the CSA 2017 identified areas apart from the added area of Yew Tree Road Children's

Centre. However this methodology only considers population size assuming every under 5 year old would want an early years and childcare place. To gain a more accurate picture of the supply of early years and childcare places for 0 – 4 year olds we need to consider access rates across each CCA.

Further analysis of this is considered below when looking at 100% participation of universal 3 & 4 year old funded early education and the potential access of provision for 1689 children for the extended entitlement for 30 hours childcare, along with the DWP target number for funded early education for 2 year olds.

Access of provision for 0 – 4 year olds

Children's Centre Planning Area	Number of 0 – 4 year olds/CC PA (NHS February 2017)	<u>Reported</u> supply of early years childcare and childminding places/CCPA for 0 – 4 year olds	Childcare Access Rate Percentages for 0 – 4 year olds living in CCA 2019	Childcare Access Rate Percentages for 0 – 4 year olds living in CCA 2017	Percentage difference between 2017 - 2019
Monksfield Way	869	652	75%	72%	+3%
Orchard Avenue	1153	502	44%	51%	-7%
St Andrew's Way	1259	559	44%	45%	-1%
Chalvey Grove	1976	652	33%	34%	-1%
Elliman Avenue	1336	633	47%	31%	+ 16%
Penn Road	1173	359	31%	31%	Same
Wexham Road	1391	785	56%	38%	+18%
Yew Tree Road	1742	741	43%	40%	+3%
Romsey Close	1675	1198	72%	49%	+23%
Vicarage Way	565	183	32%	17%	+15%

It can be viewed that *statistically* and *theoretically* the accessibility rate to childcare for 0 – 4 year olds is low in the following CCAs:

- Chalvey Grove
- Penn Road
- Vicarage Way

Orchard Avenue CCA has seen the biggest decrease in the number of places accessible to the population in each area. This provides us with an indication that some areas in Slough have a higher number of places for the population size such as Monksfield Way and Romsey Close CCAs. This information should not be considered in isolation as other factors will impact on current and future demand such as potential housing developments in each CCA and other developments which attract people into the area, cross rail, Heathrow expansion and the Slough trading estate and so on and so forth.

Out of school provision: 5 – 14 year olds

There appears to be a substantial decrease in the number of places offered in Out of School provision across Slough. Previous CSAs have recorded settings registered as offering tuition in the out of

school provision figures. This has now been recorded separately which is likely to be one of the reasons why the figures have dropped significantly. We have also seen a number of providers reduce the number of places they offer and many have told us that this is due to demand. Schools recorded on their annual audit that they would be able to increase their numbers if demand were to increase.

Out of School Places

Children's Centre Planning Area	BC	ASC	Holiday
Chalvey Grove	28	138	68
Elliman Avenue	90	24	0
Monksfield Way	102	112	73
Orchard Avenue	112	112	96
Penn Road	53	16	16
Romsey Close	184	165	46
St. Andrew's Way	90	120	95
Vicarage Way	60	0	0
Wexham Road	175	70	52
Yew Tree Road	384	140	133
	1278	897	579

Slough also has a number of specialist clubs running in the borough which are not required to register with Ofsted due to the nature of their organisation.

Out of School Access rate

Children's Centre Planning Area	Population of 5 – 14 year olds/CCA (SBC 2016)	Supply of places per CCA	Access Rate	Access Rate compared to 2017
Chalvey Grove	2,285	234	10%	-4%
Elliman Avenue	1,725	114	7%	Same
Monksfield Way	1,566	287	18%	-17%
Orchard Avenue	1,517	320	21%	+1%
Penn Road	1,925	85	4%	-17%
Romsey Close	2,883	395	14%	-3%
St. Andrew's Way	2,008	305	15%	-7%
Vicarage Way	654	60	9%	+2%
Wexham Road	2,143	297	14%	+1%
Yew Tree Road	2,345	657	28%	-7%
	19,051	2,754	14%	

The number of places offered by tuition organisations can vary according to each provider, some may offer one to one tuition and some may offer up to 40 places per class. Many parents do not use tuition organisations for childcare purposes. Often the timings of the classes can vary according to what the parents choose to book.

Tuition Organisations registered with Ofsted

Children's Centre Area	Tuition organisations registered with Ofsted	Tuition places
Chalvey Grove	2	80
Elliman Avenue	1	40
Monksfield Way	0	0
Orchard Avenue	0	0
Penn Road	0	0
Romsey Close	2	80
St. Andrew's Way	0	0
Vicarage Way	0	0
Wexham Road	2	80
Yew Tree Road	0	0
Total	7	280

2 year old Funded Early Education criteria

Two year olds from families in receipt of certain benefits and with an income of £16,190 or less per year are eligible for a free early education place.

Benefits

- Income Support
- Income-based Jobseekers Allowance
- Income-related Employment and Support Allowance
- Support under Part VI of the Immigration and Asylum Act 1999
- the guaranteed element of State Pension Credit
- Child tax credit or Working tax credit with an annual gross income into the household that is no more than £16,190
- Universal Credit if a parent is entitled to Universal Credit they must have an annual net earned income equivalent to and not exceeding £15,400, assessed on up to three of the parent's most recent Universal Credit assessment periods.

Chalvey Grove Children's Centre Area has the highest number of 2 year olds living in the borough. The Children's Centre Areas with the highest % of eligible 2 year olds can be found in the Wexham Road, Elliman Avenue and Penn Road CCAs.

CC	Health data of 2 year olds 2017	Potential number of 2 Year olds eligible for funding Jan 2019 (DWP)	% of eligible 2 yr. olds per CCA
Monksfield Way	179	53	30%
Orchard Avenue	245	82	33%
St. Andrew's Way	217	60	28%
Chalvey Grove	394	124	31%
Elliman Avenue	267	96	36%
Penn Road	249	89	36%
Wexham Road	281	109	39%
Yew Tree Road	346	110	32%
Romsey Close	301	90	30%
Vicarage Way	109	33	30%
Total	2588	846	

3 & 4 year old universal entitlement

When considering the number of universal places required for 3 & 4 year old provision we need to consider the number of 4 year olds attending a reception place. The table below shows the current numbers on roll as per headcount data spring 2019 and the total number of places against the number of children who may require a universal 3 & 4 year olds place.

CCA	3 & 4 year old universal on roll	Total number of 3 & 4 yr. old places universal	Target number = 3 & 4 year old population minus 4 year olds in reception classes census 2018	
Monksfield Way	285	346	176	+170
Orchard Avenue	199	259	353	-94
St. Andrew's Way	255	352	408	-56
Chalvey Grove	387	440	725	-321
Elliman Avenue	359	446	386	+60
Penn Road	228	263	334	-71
Wexham Road	401	537	331	+206
Yew Tree Road	357	437	557	-120
Romsey Close	527	670	408	+262
Vicarage Way	75	115	198	-83
	3073	3865	3876	

Across Slough some areas have more universal places than they actually require however the total number overall matches (minus 11 places) the total number required therefore it would seem no new places are required.

We can see that some areas such as Monksfield Way, Elliman Avenue, Wexham Road and Romsey Close CCAs have more places than required however in each area there are more children than expected accessing their universal place in these areas. This shows that parents are willing to travel into the different areas in order to access a funded place.

30 hours Childcare - Extended entitlement

The extended entitlement criteria

A child will be entitled to the additional free hours from the term after both of the following conditions are satisfied:

- (1) the child has attained the age of three;
- (2) the child's parent has a current positive determination of eligibility from HMRC.

Parents must be working (both parents in a two parent household or one parent in a one parent household) and earning the equivalent of 16 hours per week at the national minimum or living wage and not more than £100,000 per year. If they are self employed, or on a zero hour contract they are asked to confirm that they meet the income threshold outlined above.

In order to forecast the number of places required in Slough for the extended entitlement we used the DFE's process infographic for estimating our local authority's eligibility for 30 hours. This enabled us to work out projected number of children's who could be eligible between 2018 -2023. Please see appendix 4.

Each area uses the projected population of 3 & 4 year olds living in that children's centre area and therefore as expected Chalvey Grove and Yew Tree Road CCAs have the highest number of eligible children.

	Projections at April 2018					
	2018	2019	2020	2021	2022	2023
Monksfield Way	108	106	110	107	106	104
Orchard Avenue	148	156	146	142	140	138
St. Andrew's Way	175	162	144	141	138	136
Chalvey Grove	257	254	254	248	244	240
Elliman Avenue	167	174	175	171	168	165
Penn Road	141	151	152	148	146	143
Wexham Road	172	178	181	176	173	170
Yew Tree Road	224	236	222	218	213	209
Romsey Close	213	201	209	203	200	197
Vicarage Way	72	71	69	67	66	65
Total	1677	1689	1662	1621	1594	1567

Extended Entitlement 30 hour codes - Slough

	DfE indicative eligibility figure	Eligibility codes issued	Codes validated (number)	Codes validated (%)	Children in a 30 hours place	Children in a 30 hours place as a percentage of codes issued (%)
Autumn 2017	1060	577	484	84%	400	69%
Spring 2018	1060	880	758	86%	643	73%
Summer 2018	1060	1020	892	87%	825	81%

	LA indicative eligibility figure	Eligibility codes issued	Codes validated (number)	Codes validated (%)	Children in a 30 hours place	Children in a 30 hours place as a percentage of codes issued (%)
Autumn 2018	1677	677	608	90%	597	88%
Spring 2019	1689	924	808	87%	789	85%

Spring term 2019

Extended		
Codes issued	924	
Codes validated	808	87%
Participation	789	85%
Target number	1689	47%

Slough Childminders

Childminder registrations 2013 – 2019

In the spring 2019 there are 122 registered childminders and currently 7 are inactive and not working. Since 2013 there has been a 32% decrease in the number of childminders in Slough (this follows a national trend).

Children's Centre Area	2019	2018	2017	2016	2015	2014	2013
Chalvey Grove	6	8	8	8	8	9	11
Elliman Avenue	3	6	6	5	5	6	6
Monksfield Way	18	17	18	18	17	14	15
Orchard Avenue	15	17	16	17	18	19	21
Penn Road	3	4	6	6	5	6	6
Romsey Close	20	18	21	24	30	31	30
St. Andrew's Way	31	33	34	38	40	42	46
Vicarage Way	1	2	3	3	5	5	11
Wexham Road	9	4	8	9	9	9	10
Yew Tree Road	16	14	13	16	18	22	23
	122	123	133	144	155	163	179

Since the 2017 CSA we have seen a slight increase in the number of childminders registered in the following CCAs

- Monksfield Way
- Romsey Close
- Wexham Road
- Yew Tree Road

Children's Centre Area	2019	% of registered childminders
Chalvey Grove	6	4.9%
Elliman Avenue	3	2.5%
Monksfield Way	18	14.8%
Orchard Avenue	15	12.3%
Penn Road	3	2.5%
Romsey Close	20	16.4%
St. Andrew's Way	31	25.4%
Vicarage Way	1	0.8%
Wexham Road	9	7.4%
Yew Tree Road	16	13.1%
	122	

Since 2013 Romsey Close and St. Andrew's Way Children's Centre areas have seen the biggest decrease in the number of registered childminders. This is most likely because they are the two areas with the higher percentage of registered childminders.

23 childminders in 2017 and 19 in 2018 resigned, had their registration cancelled or moved out of Slough.

Under 2 year old places

There are 15 group providers who are offering places for children under 2 year olds. In total there are 345 places in group provision and approximately 129 places with childminders.

Under 2 year old places: **474**

CCA	Registered Under 1 year old FTE places with childminders	Registered Under 2's FTE places in group settings	Total number of places for under 2 year olds
Monksfield Way	15	22	37
Orchard Avenue	16	49	65
St. Andrew's Way	40	0	40
Chalvey Grove	7	6	13
Elliman Avenue	4	6	10
Penn Road	3	12	15
Wexham Road	8	70	78
Yew Tree Road	16	42	58
Romsey Close	18	129	147
Vicarage Way	2	9	11
	129	345	474

Childminders can register for 3 children under the age of 5 years old. Out of the 3 children under the age of 5 years old they can have no more than 1 child under the age of 1 year old. They therefore have flexibility in order to reflect demand so the maximum number of places for under 1 year olds with childminders in Slough is 129 but potentially another 244 places could be offered by childminders. However this could impact on the number of places available to 2, 3 & 4 year olds with childminders.

Currently providers are not reporting specific issues with vacancies or waiting lists for children under 2 years old.

Occupancy and vacancies

During the autumn term 2018 all providers were asked to provide the local authority with up to date information regarding the number of places they offer for different age groups. Specific information was gathered regarding 2, 3 & 4 year old funded places and some providers also supplied figures regarding places for under 2 year olds, set out in the table below.

Using preliminary census data from January 2019 we can compare the number of places available verses the number of children accessing a place. This give us approximate figures which indicates the number of vacant places in each children's centre area, however census figures only show funded children and it is possible that fee paying parents are accessing the vacant places outlined below.

Overview of funded early education places

Participation (Spring Census 2019), vacancies and total place available

The Children's Centre area with the largest number of universal places is the Romsey Close. This area has the largest number of children participating in 3 & 4 year old funded early education and it also has the largest number of extended entitlement places.

The table below shows an estimate of the total number of funded places offered by all providers. The places actually available will vary throughout the term according to the demand for different age groups. Therefore the figures above will actually vary in line with place participation rates and should only be used as a guide.

All Provision types	2 year olds on roll	2 year old vacancies	Total number of 2 yr. old places	3 & 4 year old universal on roll	3 & 4 year old universal vacancies	Total number of 3 & 4 yr. old places universal	3 & 4 year old 30 hour on roll	3 & 4 year old 30 hour vacancies	Total number of 30 hour places
MW	48	83	134	285	77	365	86	28	116
OA	40	43	82	199	47	246	83	26	109
SA	34	36	82	255	38	305	94	26	132
CG	31	74	107	387	65	454	59	17	78
EA	56	41	96	359	74	441	61	23	86
PR	46	7	55	228	27	257	22	9	32
WR	54	48	103	401	106	508	58	37	96
YT	30	36	69	357	116	476	76	57	138
RC	55	65	128	527	108	635	223	66	288
VW	19	10	29	75	42	117	7	19	26
	413	443	885	3073	700	3804	769	308	1101

Costs

The average cost of childcare in private, voluntary and independent settings and schools is £5.68 per hour. This is an increase of 4p compared to the 2017 CSA. The highest average cost appears to be for 2 year olds who are accessing less than 25 hours per week.

The highest average cost appears to be in the Yew Tree Road CCA and the lowest average cost in St. Andrew's Road CCA.

Out of School provision mainly considers breakfast and afterschool charges and the Slough average amount is £4.50, 17p less than the recorded cost in the 2017 CSA. The lowest recorded amount is in Yew Tree Road CCA and the highest in Romsey Close CCA.

CC Area	Hourly rates for under 2 year olds		Hourly rates for 2 year old		Hourly rate 3 & 4 year old		Hourly rate out of school	
	Under 25 hours	Over 25 hours	Under 25 hours	Over 25 hours	Under 25 hours	Over 25 hours	Under 25 hours	Over 25 hours
Chalvey Grove	£6.54	£6.54	£7.27	£6.00	£5.11	£5.00	£4.65	£4.65
Elliman Ave	£6.20	£4.92	£5.85	£4.92	£5.69	£6.21	£4.65	£4.65
Monksfield Way	£7.60	£7.60	£5.80	£6.19	£5.72	£5.17	£5.55	£5.50
Orchard Ave	£7.60	£6.41	£6.55	£6.01	£6.65	£6.34	£3.67	£3.67
Penn Rd	£0.00	£0.00	£6.15	£6.66	£6.03	£6.33	£4.65	£4.65
Romsey Close	£6.57	£5.62	£6.42	£5.97	£5.22	£4.67	£5.27	£5.58
St. Andrews Way	£0.00	£0.00	£6.00	£5.20	£5.35	£5.10	£4.40	£4.40
Vicarage Way	£5.86	£5.86	£5.83	£5.86	£5.50	£5.57	£4.65	£4.65
Wexham Rd	£7.25	£6.38	£6.53	£6.28	£5.59	£5.58	£4.04	£3.92
Yew Tree Rd	£6.00	£5.80	£7.20	£7.42	£6.52	£6.68	£3.70	£3.00
Slough average	£5.36	£4.91	£6.36	£6.05	£5.74	£5.67	£4.52	£4.47

The average cost with a childminder is £5.21 which is an increase of 16p compared to the last CSA in 2017. The highest amount is £5.34 for the care of a child under 2 years old for less than 25 hours per week.

CC Area	Hourly rates for under 2 year olds		Hourly rates for 2 year old		Hourly rate 3 & 4 year old		Hourly rate out of school	
	Under 25 hours	Over 25 hours	Under 25 hours	Over 25 hours	Under 25 hours	Over 25 hours	Under 25 hours	Over 25 hours
Childminders	£5.34	£5.21	£5.18	£5.21	£5.23	£5.21	£5.14	£5.14

Group settings that request voluntary charges

Some group settings ask parents to pay for additional services above the child's funded early education hours. In the Monksfield Way CCA a higher percentage of providers offer additional voluntary charges compared to other areas in the borough. However this information was collected in the annual provider audit and not all providers completed this section of the audit and some chose not to share this information.

CC Area	Voluntary charges
Chalvey Grove	50%
Elliman Ave	20%
Monksfield Way	83%
Orchard Ave	17%
Penn Rd	50%
Romsey Close	0%
St. Andrews Way	20%
Vicarage Way	0%
Wexham Rd	43%
Yew Tree Rd	43%
Slough average	33%

Funding rates for 3 & 4 year olds in Slough 2018/19 are £5.38 for all providers offering the universal and extended entitlement. This is an increase of 3p for all providers.

Funding rates for 2018/19 for 2 year olds is £5.59 for all providers which is an increase of 1p compared to 2017/18

Special Educational Needs and Disability

Between 2016 - 2017 there was an increase of 150 children with SEND being supported by the Slough Early Years Service. Between 2017 - 2018 this increased by another 190 children. In total the Service has seen a 58% increase in the number of children requiring early years provision across Slough in the last 2 years.

0 - 25 years with SEND	2016	2017	2018/19
Under 5 year olds	36	24	97
5 - 25 years old	986	1291	1254
In receipt of support from Slough Early Years Service	245	395	585

During the summer term 2018 an audit of all provision was conducted to establish how many children were accessing early years provision who identified of having a special educational need or disability SEND.

Overall we can see that there are 585 children aged 0 – 4 years known to have a SEND who are accessing a setting / service in Slough.

Setting type	Number of children	% of children
Children's Centres	150	26%
Childminders	20	3%
Day Nurseries	140	24%
Independent schools	2	0%
Nursery Schools	102	17%
Preschools	81	14%
Schools with nursery classes	48	8%
Early Years Outreach	42	7%
Total	585	

Out of the 585 children 26% and 24% are accessing a children's centre or a day nursery.

30% of the cohort is accessing their 3 & 4 year old universal entitlement and it is anticipated that 23% of unknown is likely to be accessing their universal entitlement as well.

Funded Early Education	Number of children	% of children
2 year old FEE	81	14%
3 & 4 Year old Universal	175	30%
3 & 4 Year old Extended	57	10%
Paid Childcare	98	17%
Home	39	7%
Unknown	135	23%
Total	585	

The table below shows that the highest identified need is speech and language followed by children with ASD.

Type of SEND	Number of children
Speech and Language	296
ASD	82
Physical / Sensory	20
Medical	57
Learning	41
Other	21
Unknown	68
Total	585

In order to establish the level of needs required by the children identified as having a SEND the audit asked practitioners to categories of a scale of 1 – 4.

Level of need

1. Additional support e.g. ITALK small language groups, small group work/adaptations to support accessing certain activities
2. IEP's and possibly other agencies involved e.g. SALT
3. Early Years Inclusion Funding, IEP's, other agencies e.g. SALT, Paediatrician, Ed Psych, ASD Service
4. Education Health and Care Plan

The audit highlights that the majority of children fall into level 1 & 2 and require additional support which can be accessed within an early years setting.

Level of need	% of children with SEND supported by the early years sector
1	37.1%
2	28.5%
3	22.7%
4	11.7%

The audit was only able to capture level of need in the private, voluntary and independent sector and further analysis of the school provision is required. However we can see from the table below that the children's centres are supporting children with all levels of need and day nurseries have the highest percentage of children who require additional support.

Setting type	1	2	3	4
Children's Centres	9.8%	13.6%	5.6%	4.7%
Childminders	0.7%	1.2%	2.3%	0.5%
Day Nurseries	21.7%	4.2%	4.2%	2.8%
Independent schools	0.5%	0.0%	0.0%	0.0%
Preschools	4.2%	7.9%	5.4%	0.9%
Early Years Outreach	0.2%	1.6%	5.1%	2.8%
Total	37.1%	28.5%	22.7%	11.7%

Currently the number of settings applying for the Disability Access Fund (DAF) is very low and it is suggested that this is due to the low take up of provision by children with complex SEND or that families have not registered for DLA.

In the autumn term 2018 the Slough Early Years Service ran a focus group with parents of children with SEND and found that many have concerns about the lack of spaces available in specialist provision across Slough.

Case Study

Parent E said that she would like to go back to work if she had care for her daughter but finding a setting that has the capacity to care for her child's needs is proving very difficult. Parent E said that 'a childminder wouldn't have the time to spend 3 hours trying to feed my child whereas that is what I have to do some days at home.' Parent E would prefer a childminder who would be able to offer 1:1 care or a maximum of 2 to 3 children in total.

Parent E also commented that her local primary school doesn't currently offer 2 year old funding and/or provision for children with special educational needs.

Parent E would be keen to find a specialist provision for her daughter because of her child's complex needs. Parent E feels that due to her child's medical needs she would need close adult supervision and this would need to be done in a specialist setting. Parent E expressed some concern that her child's needs would be extremely difficult to manage in a nursery setting with 30 other children and

she felt that it would be safer for her child is a specialist provision with higher staff ratios. Parent E said that she would have more 'peace of mind' if her child was looked after in a specialist provision.

The Early Years Resource Bases are full at the time of compiling this report and it is unlikely that any spaces will become available in this academic year. Resource Base places for September 2019 have been fully allocated at the time of writing.

The level of accessibility for children with additional needs in settings Slough is generally good, childcare providers in Slough should be inclusive for all children and be able to meet individual needs of the child. We have many providers in Slough that have extensive experience of caring for children with SEND and an excellent 'Can Do' attitude. However, anecdotally, some parents express a lack of confidence in providers' ability to care for their child, questioning levels of training and experience to care for children with additional, and sometimes complex, needs. Parents also report that some providers are reluctant to work with disabled children and children with additional needs, some of whom require 1:1 support, or may have behavioural challenges.

Slough, as a local authority is currently providing significant additional support to many children in early year's settings; providing financial support to settings to increase staff ratios for 62 children with the highest levels of additional needs who do not yet have EHCP's. This is in addition to funding the EHCPs of a further 95 early years children.

We provide training, mentoring and inclusion support for childcare providers but setting managers are reporting that they are now struggling with the rapidly increasing amounts of children with significant additional and complex needs, as the higher numbers are impacting on the provision for other children.

The rapidly increasing number of children receiving diagnoses of ASD, complex medical needs and significant conditions indicates that currently, we do not have enough places for these children to be able to access their funded early education entitlement.

Workforce development

The development and publication of an Early Years Workforce strategy aims to support the wider workforce to identify clear career pathways and opportunities for progression. Programmes and developments outlined in the strategy are proposed actions and review points for the early years service over the next few years.

Slough Early Years Service works in partnership with training providers to ensure that appropriate training and development is available for potential practitioners. The objective remains to maximise the number of residents taking up childminding as well as increasing residents participating in level 2 and 3 childcare qualifications.

A key component of the promotion of working with children is to encourage more men to consider it as a career thereby reducing the gender gap and providing more young children with appropriate male role models.

The Annual provider Audit 2018 returns show:

103 practitioners in schools, of which 7 are male
61 practitioners in schools, of which 2 are male
309 practitioners in PVI's, of which 6 are male
57 practitioners in Children's centres of which 0 are male

Slough Early Years Service spreadsheet shows:
144 childminders and assistants, of which 10 are male
3.79% of the workforce is male

The development or maintenance of current numbers of childminders is a key priority for Slough as they are the most flexible providers of free early education and childcare across the Early Years Sector and are therefore a key component in the provision of the 30 hours extended entitlement. A SEND Network to support childminders with inclusive practice and skills development aims to increase the number of approved providers of FEE capable of offering places to children with severe and complex needs.

A new campaign 'Ever thought about a career working with children?' to support the early years workforce strategy focus is to increase the numbers of people wishing to work with children in a wide range of roles. The information sessions have been held 5 times during 2018, with on average 10 people attending each session, which has allowed time for individual conversations. The numbers of people coming forward to attend the information sessions is increasing partly due to the new marketing materials towards the end of 2018.

The training offered by the Slough Early Years Service to support workforce development is in two distinct strands; Mandatory or core training (topics that are required to meet Ofsted Requirements) and Professional Development topics to upskill the workforce. Details are contained in the Service Professional Development Portfolio.

Staff salaries

Across the sector the staffing salaries vary considerably according to the different roles and qualification levels. The highest paid salaries are in schools and independent schools, with the highest Early Years lead on approx. £39.00 per hour. The highest recorded salary of a practitioner with QTS was approx. £48.00 per hour, EYP 27.00 per hour, level 3 £21.00 per hour and level 2 £14.00 per hour.

	Early Years Lead / person in charge on a day to day basis	QTS	EYP/ EYT / Room leader	Level 4	Level 3	Level 2	Un-qualified	TA qualified	TA unqualified	Apprentice	Lunch cover	Other
Private and Voluntary settings excluding Children's Centres	£14.53		£14.51	£11.25	£8.99	£8.12	£8.24			£4.32	£5.53	£9.03
Private and Voluntary settings including Children's Centres	£17.48		£14.50	£11.54	£9.60	£8.12	£8.24			£4.32	£6.29	£9.03
Preschools only	£17.48		£16.19	£12.46	£9.20	£8.28	£7.83			£4.29	£1.93	£10.05
Schools only	£32.00	£28.99	£14.03	£15.89	£14.29	£14.25	£14.25	£12.04	£12.11	£14.25	£14.25	£14.55
Independent Schools	£19.40	£20.46	£19.61		£15.27	£6.86	£19.61	£18.04	£15.69	£4.16	£5.89	
Day nursery only	£12.33		£13.95	£10.05	£8.86	£8.03	£8.31			£4.33	£6.48	£8.00
All	£18.87	£24.73	£15.46	£12.24	£11.04	£8.94	£11.08	£15.04	£13.90	£5.94	£6.70	£10.66

Housing Developments

The Government's Strategic Housing Market Assessment (SHMA) has identified the need for Slough to provide 927 new homes each year up to 2036. Slough's Housing Strategy "commits the council to proactively promoting the development of new homes, including delivering or facilitating the provision of at least 200 new homes each year. However, the success of the Strategy will depend also on the activities of others, including private developers, statutory agencies, the voluntary sector, housing associations, and our regeneration partner Slough Urban Renewal and residents themselves"

<http://www.slough.gov.uk/council/strategies-plans-and-policies/housing-strategy.aspx>

Slough's Five year projected housing completions 2018 - 2023

Year	Projected completions
2018/19	754
2019/20	795
2020/21	1035
2021/22	981
2022/23	1166

Please note these are just projections and can fluctuate from year to year.

Slough Borough Council is anticipating that approximately 4031 properties will be completed over the next 5 years. Slough has the most diverse population in Berkshire, which had already grown by 18% between 2001 and 2013. Slough had an estimated population of 147,821 in 2016 and the population is currently estimated at 149,400. The population is projected to be around 169,611 by 2036. During the lifetime of this 5 year strategy the population is expected to grow by 6,900 (ONS). Overall it is anticipated there will be an increase of around 20,000 households between 2016 and 2036.

Forecast housing completions 2018-2023

By Wards

Slough Wards	Developments under construction	19/20	20/21	21/22	22/23	Total
BAYLIS & STOKE	0	13	10	0	0	23
BRITWELL	0	0	0	23	0	23
CENTRAL	6	158	346	36	603	1149
CHALVEY	2	70	87	258	178	595
CIPPENHAM GREEN	0	0	58	0	0	58
CIPPENHAM MEADOWS	1	135	94	28	0	258
COLNBROOK-WITH-POYLE	2	82	18	22	0	124
ELLIMAN	0	11	24	0	0	35
FARNHAM	2	23	0	13	0	38
FOXBOROUGH	0	0	0	0	0	0
HAYMILL	0	0	0	80	20	100
KEDERMISTER	0	0	0	22	30	52
LANGLEY ST MARYS	1	108	38	51	60	258
UPTON	2	69	23	0	0	94
WEXHAM LEA	1	38	34	0	30	103
TOTAL	17	707	732	533	921	2910

Please note there are a number of known housing developments which have not yet identified the exact timescales of residential property dwellings. Therefore the anticipated developments in the next 5 years (4031) are not fully outlined in the table above.

Using the information supplied in the 5 year housing trajectory we can assume that a minimum of 1663 properties will be developed that will have 2 bed rooms or more. Families with children are most likely to reside in properties that have 2 bedrooms or more. Therefore we have analysed all of the potential property developments according to the CCA it falls into and we have considered which developments will have a minimum of 2 bedrooms.

The table below shows that an additional 1663 properties will be developed in Slough over the next 5 years and this could potentially lead to another 199 children aged 0 – 4 year olds living in the borough.

Children's Centre Area	Number of 0-4 year olds/CCA (NHS February 2017)	Number of additional properties per CCA (2 bed plus)	Potential number of additional children 0 - 4 years living in each CCA due to housing development
Monksfield Way	869	12	1
Orchard Avenue	1153	90	11
St Andrew's Way	1259	8	1
Chalvey Grove	1976	592	71
Elliman Avenue	1336	41	5
Penn Road	1173	13	2
Wexham Road	1391	312	37
Yew Tree Road	1742	362	43
Romsey Close	1675	180	22
Vicarage Way	565	53	6
Total	13,129	1663	199

It is often the case that families moving into new housing developments already reside in the borough and new families to Slough move into the vacated properties. This can mean that planning school provision as a result of new housing is not straightforward as pupil growth can be across the town as well as in the area of the development. This can mean that there is a lag before local schools see the full impact of new housing developments. (School Place Strategy 2018-23)

Details of Slough's current Local Plan and progress to date on an update of the plan can be found here: <http://www.slough.gov.uk/council/strategiesplans-and-policies/slough-local-plan-2026.aspx>

Developer Contributions - When planning applications are received for new housing developments the Local Authority considers whether there is a shortage of school provision for children moving into the new homes. This only applies to developments of 15 dwellings or more at present. Calculations of the numbers of children forecast to be produced are based on the Pupil Product Ratios mentioned above. For any shortfalls the developer is asked to contribute the capital cost of building the new places.

Slough is currently expanding education provision for all sectors so contributions are always sought from developers. Applications for larger developments may trigger the need for a whole new form of entry to be funded or even a new school. Due to the existing pressure on early years provision across the town Slough may request that accommodation for a nursery is included within most medium and large developments. (School Place Strategy 2018-23)

Slough Urban Renewal

Slough Urban Renewal (SUR) is a partnership between [Slough Borough Council](#) and [Morgan Sindall Investments Limited](#). The aim of SUR is to make Slough more desirable as a place to live, work and invest in now and in the future. SUR aims to carefully balance new development to create maximum benefit for residents with minimum impact on the environment.

SUR is about creating iconic buildings, open spaces and connectivity, enhancing and improving local schools, providing high-quality new homes and leisure facilities in Slough. They aim to maximise the local community benefits by supporting local companies and raising skills and training.

SUR is driving regeneration across the town through a broad range of leisure, housing, community and school projects. SUR is delivering the Council's £60 million investment into regenerating leisure facilities across the borough; all with the aim of getting more people, more active, more often.

Projects include:

- Leisure
- Hotel and restaurants
- Residential
- Schools
- Offices

For more information visit: <https://www.slough-thinkingforward.co.uk/>

Slough Regeneration

Slough is going through an epic regeneration with the redevelopment of the town centre, the arrival of [Crossrail](#) in 2019, and developments that will encourage homeownership for local people. Improved transport, within and beyond the borough, is a big part of the transformation. In the next few years, Crossrail will put Slough residents in the City of London in just over half an hour and another new rail link will take them directly to Heathrow in six minutes, bringing the whole world closer. This will make Slough a more attractive place to live and work, encouraging more families to move to Slough; thereby increasing the demand for early years and childcare provision in Slough.

- SUR
- Western rail links to Heathrow
- Housing developments
- Commercial developments
- Town Centre management
- Leisure

<http://www.slough.gov.uk/business/regenerating-slough/>

Supply of early years and childcare provision by children's centre area

Monksfield Way Children's Centre Area

The information below looks at the supply of early years and childcare provision in the Monksfield Way Children's Centre Area and considers current population sizes and future residential developments.

Population (*health data February 2017*)

Age	Number per CCA
1 years old	155
2 year old	179
3 & 4 year olds	339

Number of FEE places for 2, 3 & 4 year olds - September 2018 (*provider questionnaire September 2018*)

Age	Number per CCA
Funded 2 year olds	134
Universal 3 & 4 year old funded places	365
30 hours extended entitlement	116

Funded Early Education place shortfall FEE 2 year olds

Throughout the year Slough Borough Council receives seven lists from the Department for Work and Pensions outlining the names and addresses of parents/carers who could potentially meet the criteria for a free 2 year old place. The recent list received in January 2019 highlights that the Monksfield Way CCA could be attracting 53 parents / carers who will meet the criteria for a funded 2 year old place. According to the latest data collection (*provider questionnaire September 2018*) on the available number of places it would seem that there is a surplus of 81 places in this area of slough.

Universal 3 & 4 year old provision

In the January 2018 Early Years Census it was reported that 163, 4 year olds were accessing a reception class in the Monksfield Way CCA. This is 48% of the overall target number of 3 & 4 year olds who could be accessing universal funding at this time (Jan 2018).

If we use the above percentage (48%) and assume that approximately the same percentage would be accessing a reception place in January 2019 it can be estimated that 48% of 325 (see appendix 1) 156 will be a 4 year old in a reception class and therefore the probability is that 169 children will want to access their universal free entitlement with an early years provider.

It can therefore be concluded that there is potentially a surplus of 196 places.

30 hours extended entitlement

It is estimated that approximately 1689 children living in the borough are eligible for a 30 hour funded place during 2019.

Using the 30 hour extended entitlement predictions for 2019 we can calculate that the approximate number of children who could be eligible for 30 hours funding within the Monksfield Way CCA is 106.

According to the figures gathered from providers about the number of places available for the extended entitlement (see the table above) it can be concluded that there is currently a potential surplus of 10 places for the extended entitlement in the Monksfield Way CCA.

Taking into account that children in receipt of the extended entitlement will also be in receipt of their universal offer, we have calculated that the total number of surplus 3 & 4 year old funded places (a combination of both the universal and extended entitlements) equates to 287 places.

Residential development

Updated figures for the Britwell ward shows a gross total of 23 properties that would be developed between 2019 – 2023.

	19_20	20_21	21_22	22-23	Total	Total 2 bed Plus	Divide by 4
MW	0	0	23	0	23	12	1
	0%	0%	100%	0%			
Places required	0	0	1	0			

It is anticipated that 52% of the properties being developed will be 2 bedrooms or more and an accepted yield formula applied by a number of UK local authorities with regard to the planning of their sufficiency of *school* places is an **additional 4 children per 100 new (family) houses per year group**.

If this formula was applied in terms of calculating the additional children aged 2, 3 and 4 years that may be requiring an *early years childcare* place in the Monksfield Way CCA at the conclusion (and occupation) of the developments listed above – it can be reasonably *estimated* that the cumulative new housing units could lead to a requirement of approximately 1 early years childcare places in that Children's Centre Planning Area.

The table below demonstrates that the Monksfield Way CCA has the following capacity.

Type of formal early years childcare	Number of Providers	Number of Registered Places/ Capacity
Nursery class in a Maintained school	3	298
Nursery class in an Independent sector setting	0	0
Day nursery – full or part-time	2	82
Pre-School/Playgroup	2	120
Children's Centre Nursery full daycare	1	88
Nursery School	0	0
Registered Childminder	22	52
Home Childcarer	2	4

Totals	32	644	Number of 0-4 year olds resident in CCA (NHS February 2017)	Percentage of 0-4 year olds <i>theoretically</i> able to access an early years childcare place
			859	75%

The table above indicates that 75% 0 – 4 year olds residing in the Monksfield Way CCA should be able to access an early years or childcare place. This is a 2% rise compared to the last calculation in the CSA 2017 and a 4% increase since 2016.

Type of formal childcare	Number of Providers	Number of Registered Places		
Registered Childminder	22	51		
Home Childcarer	2	4		
After School Club	4	112		
Breakfast Club	4	102		
Holiday Play scheme	3	73		
Totals	35	342	Number of 5-14 year olds resident in CCA	Percentage of 5-14 year olds <i>theoretically</i> able to access an early years childcare place
			1,566	22%

Out of school places has decreased by 13% in the MW CCA since 2017

Monksfield Way CCA

	Number of places to be developed
Funded 2 year olds places	0
Funded 3 & 4 year old universal places	0
Funded 3 & 4 year old extended entitlement places	0
0 – 4 year old places	0
Total	0

*There is an overall surplus of 287 places in the Monksfield Way CCA

There are 4 settings in the Monksfield Way CCA with an Outstanding Ofsted grade and 14 with a Good Ofsted grade.

Within these settings there are 2 staff members who hold; Qualified Teacher Status, Early Years Teacher Status or Early Years Professional Status.

Thirty three staff within these settings have attended core training and 61 staff have attended CPD training during the year.

Orchard Avenue Children's Centre Area

The information below looks at the supply of early years and childcare provision in the Orchard Avenue Children's Centre Area and considers current population sizes and future residential developments.

Population (*health data February 2017*)

Age	Number per CCA
1 years old	197
2 year old	245
3 & 4 year olds	464

Number of FEE places for 2, 3 & 4 year olds - September 2018 (*provider questionnaire September 2018*)

Age	Number per CCA
Funded 2 year olds	82
Universal 3 & 4 year old funded places	246
30 hours extended entitlement	109

Funded Early Education place shortfall FEE 2 year olds

Throughout the year Slough Borough Council receives seven lists from the Department for Work and Pensions outlining the names and addresses of parents/carers who could potentially meet the criteria for a free 2 year old place. The recent list received in January 2019 highlights that the Orchard Avenue CCA could be attracting 82 parents / carers who will meet the criteria for a funded 2 year old place. According to the latest data collection (*provider questionnaire September 2018*) on the available number of places it would seem that there is the exact number of places in this area of slough.

Universal 3 & 4 year old provision

In the January 2018 Early Years Census it was reported that 111, 4 year olds were accessing a reception class in the Orchard Avenue CCA. This is 24% of the overall target number of 3 & 4 year olds who could be accessing universal funding at this time (Jan 2018).

If we use the above percentage (24%) and assume that approximately the same percentage would be accessing a reception place in January 2019 it can be estimated that 24% of 477 (see appendix 1) 114 will be a 4 year old in a reception class and therefore the probability is that 363 children will want to access their universal free entitlement with an early years provider.

It can therefore be concluded that there is potentially a shortfall of 117 places.

30 hours extended entitlement

It is estimated that approximately 1689 children living in the borough are eligible for a 30 hour funded place during 2019.

Using the 30 hour extended entitlement predictions for 2019 we can calculate that the approximate number of children who could be eligible for 30 hours funding within the Orchard Avenue CCA is 156.

According to the figures gathered from providers about the number of places available for the extended entitlement (see the table above) it can be concluded that there is currently a potential deficit of 47 places for the extended entitlement in the Orchard Avenue CCA.

Taking into account that children in receipt of the extended entitlement will also be in receipt of their universal offer, we have calculated that the total number of deficit 3 & 4 year old funded places (a combination of both the universal and extended entitlements) equates to 164.

Residential development

Updated figures for the Haymill ward shows a gross total of 141 properties that would be developed between 2019 – 2023.

	19_20	20_21	21_22	22-23	Total	Total 2 bed Plus	Divide by 4
OA	0	0	121	20	141	90	11
	0%	0%	86%	14%			
Places required	0	0	9	2			

It is anticipated that 64% of the properties being developed will be 2 bedrooms or more and an accepted yield formula applied by a number of UK local authorities with regard to the planning of their sufficiency of *school* places is an **additional 4 children per 100 new (family) houses per year group**.

If this formula was applied in terms of calculating the additional children aged 2, 3 and 4 years that may be requiring an *early years childcare* place in the Monksfield Way CCA at the conclusion (and occupation) of the developments listed above – it can be reasonably *estimated* that the cumulative new housing units could lead to a requirement of approximately 11 early years childcare places in that Children's Centre Planning Area.

The table below demonstrates that the Monksfield Way CCA has the following capacity.

Type of formal early years childcare	Number of Providers	Number of Registered Places/Capacity		
Nursery class in a Maintained school	2	124		
Nursery class in an Independent sector setting	0	0		
Day nursery – full or part-time	2	181		
Pre-School/Playgroup	1	24		
Children's Centre	1	56		
Nursery School	0	0		
Registered Childminder	13	52		
Home Childcarer	2	4		
			Number	Percentage

Totals	21	441	of 0-4 year olds resident in CCA (NHS February 2017)	of 0-4 year olds <i>theoretically</i> able to access an early years childcare place
			1153	38%

The table above indicates that 38% 0 – 4 year olds residing in the Orchard Avenue CCA should be able to access an early years or childcare place. This is a 13% decrease compared to the last calculation in the CSA 2017 and a 23% increase since 2016.

Type of formal childcare	Number of Providers	Number of Registered Places		
Registered Childminder	13	47		
Home Childcarer	2	4		
After School Club	3	112		
Breakfast Club	3	112		
Holiday Playscheme	2	96		
Totals	23	271	Number of 5-14 year olds resident in CCA	Percentage of 5-14 year olds <i>theoretically</i> able to access an early years childcare place
			1,517	18%

Out of school places has decreased by 2% in the OA CCA since 2017

Orchard Avenue CCA

	Number of places to be developed
Funded 2 year olds places	0
Funded 3 & 4 year old places	117
Funded 3 & 4 year old extended entitlement places	47
0 – 4 year old places	11
Total	175

There are 5 settings with an Outstanding Ofsted grade and 7 with a Good Ofsted grade.

Within these settings there is 1 staff member who hold either; Qualified Teacher Status, Early Years Teacher Status or Early Years Professional Status.

Nine staff within these settings have attended core training and 3 staff have attended CPD training during the year.

St Andrews Way Children's Centre Area

The information below looks at the supply of early years and childcare provision in the St Andrews Way Children's Centre Area and considers current population sizes and future residential developments.

Population (*health data February 2017*)

Age	Number per CCA
1 years old	220
2 year old	217
3 & 4 year olds	548

Number of FEE places for 2, 3 & 4 year olds - September 2018 (*provider questionnaire September 2018*)

Age	Number per CCA
Funded 2 year olds	82
Universal 3 & 4 year old funded places	305
30 hours extended entitlement	132

Funded Early Education place shortfall FEE 2 year olds

Throughout the year Slough Borough Council receives seven lists from the Department for Work and Pensions outlining the names and addresses of parents/carers who could potentially meet the criteria for a free 2 year old place. The recent list received in January 2019 highlights that the St Andrews Way CCA could be attracting 60 parents / carers who will meet the criteria for a funded 2 year old place. According to the latest data collection (*provider questionnaire September 2018*) on the available number of places it would seem that there is a surplus of places of 22 places in this area of Slough.

Universal 3 & 4 year old provision

In the January 2018 Early Years Census it was reported that 140, 4 year olds were accessing a reception class in the St Andrews Way CCA. This is 26% of the overall target number of 3 & 4 year olds who could be accessing universal funding at this time (Jan 2018).

If we use the above percentage (26%) and assume that approximately the same percentage would be accessing a reception place in January 2019 it can be estimated that 26% of 497 (see appendix 1) 129 will be a 4 year old in a reception class and therefore the probability is that 368 children will want to access their universal free entitlement with an early years provider.

It can therefore be concluded that there is potentially a shortfall of 63 places.

30 hours extended entitlement

It is estimated that approximately 1689 children living in the borough are eligible for a 30 hour funded place during 2019.

Using the 30 hour extended entitlement predictions for 2019 we can calculate that the approximate number of children who could be eligible for 30 hours funding within the St Andrews Way CCA is 162.

According to the figures gathered from providers about the number of places available for the extended entitlement (see the table above) it can be concluded that there is currently a potential deficit of 30 places for the extended entitlement in the St Andrews Way CCA.

Taking into account that children in receipt of the extended entitlement will also be in receipt of their universal offer, we have calculated that the total number of deficit 3 & 4 year old funded places (a combination of both the universal and extended entitlements) equates to 93 places..

Residential development

Updated figures for the Cippenham ward shows a gross total of 93 properties that would be developed between 2019 – 2023.

	19_20	20_21	21_22	22-23	Total	Total 2 bed Plus	Divide by 4
SA	11	58	24	0	93	8	1
	12%	62%	26%	0%			
Places required	0	1	0	0			

It is anticipated that 9% of the properties being developed will be 2 bedrooms or more and an accepted yield formula applied by a number of UK local authorities with regard to the planning of their sufficiency of *school* places is an **additional 4 children per 100 new (family) houses per year group**.

If this formula was applied in terms of calculating the additional children aged 2, 3 and 4 years that may be requiring an *early years childcare* place in the St Andrews Way CCA at the conclusion (and occupation) of the developments listed above – it can be reasonably *estimated* that the cumulative new housing units could lead to a requirement of approximately 1 early years childcare places in that Children's Centre Planning Area.

The table below demonstrates that the St Andrews Way CCA has the following capacity.

Type of formal early years childcare	Number of Providers	Number of Registered Places/Capacity		
Nursery class in a Maintained school	1	92		
Nursery class in an Independent sector setting	0	0		
Day nursery – full or part-time	0	0		
Pre-School/Playgroup	2	124		
Children's Centre	1	32		
Nursery School	1	156		
Registered Childminder	31	115		
Home Childcarer	6	12		
			Number of 0-4	Percentage of 0-4 year

Totals	42	531	year olds resident in CCA (NHS February 2017)	olds <i>theoretically</i> able to access an early years childcare place
			1259	42%

The table above indicates that 42% 0 – 4 year olds residing in the St Andrews Way CCA should be able to access an early years or childcare place. This is a 3% decrease compared to the last calculation in the CSA 2017 and a 6% increase since 2016.

Type of formal childcare	Number of Providers	Number of Registered Places		
Registered Childminder	31	106		
Home Childcarer	6	12		
After School Club	3	120		
Breakfast Club	2	90		
Holiday Playscheme	2	95		
Totals	44	423	Number of 5-14 year olds resident in CCA	Percentage of 5-14 year olds <i>theoretically</i> able to access an early years childcare place
			2008	21%

Out of school places has decreased by 1% in the SA CCA since 2017

St Andrews Way CCA

	Number of places to be developed
Funded 2 year olds places	0
Funded 3 & 4 year old places	63
Funded 3 & 4 year old places extended entitlement	30
0 – 4 year old places	1
Total	94

There are 7 settings with an Outstanding Ofsted grade and 24 with a Good Ofsted grade. Within these settings there is 1 staff member who holds either; Qualified Teacher Status, Early Years Teacher Status or Early Years Professional Status.

Thirty seven staff within these settings have attended core training and 48 staff have attended CPD training during the year.

Chalvey Grove Children's Centre Area

The information below looks at the supply of early years and childcare provision in the Chalvey Grove Children's Centre Area and considers current population sizes and future residential developments.

Population (*health data February 2017*)

Age	Number per CCA
1 years old	377
2 year old	394
3 & 4 year olds	803

Number of FEE places for 2, 3 & 4 year olds - September 2018 (*provider questionnaire September 2018*)

Age	Number per CCA
Funded 2 year olds	107
Universal 3 & 4 year old funded places	454
30 hours extended entitlement	65

Funded Early Education place shortfall

FEE 2 year olds

Throughout the year Slough Borough Council receives seven lists from the Department for Work and Pensions outlining the names and addresses of parents/carers who could potentially meet the criteria for a free 2 year old place. The recent list received in January 2019 highlights that the Chalvey Grove CCA could be attracting 124 parents / carers who will meet the criteria for a funded 2 year old place. According to the latest data collection (*provider questionnaire September 2018*) on the available number of places it would appear that we have a deficit of 17 places in this area of Slough.

Universal 3 & 4 year old provision

In the January 2018 Early Years Census it was reported that 78, 4 year olds were accessing a reception class in the Chalvey Grove CCA. This is 10% of the overall target number of 3 & 4 year olds who could be accessing universal funding at this time (Jan 2018).

If we use the above percentage (10%) and assume that approximately the same percentage would be accessing a reception place in January 2019 it can be estimated that 10% of 778 (see appendix 1) 78 will be a 4 year old in a reception class and therefore the probability is that 700 children will want to access their universal free entitlement with an early years provider.

It can therefore be concluded that there is potentially a shortfall of 246 places.

30 hours extended entitlement

It is estimated that approximately 1689 children living in the borough are eligible for a 30 hour funded place during 2019.

Using the 30 hour extended entitlement predictions for 2019 we can calculate that the approximate number of children who could be eligible for 30 hours funding within the Chalvey Grove CCA is 254.

According to the figures gathered from providers about the number of places available for the extended entitlement (see the table above) it can be concluded that there is currently a potential deficit of 189 places for the extended entitlement in the Chalvey Grove CCA.

Taking into account that children in receipt of the extended entitlement will also be in receipt of their universal offer, we have calculated that the total number of deficit 3 & 4 year old funded places (a combination of both the universal and extended entitlements) equates to 435 places at 15 hours per week, 38 weeks per year.

Residential development

Updated figures for the Chalvey ward shows a gross total of 3325 properties that would be developed between 2019 – 2023.

	19_20	20_21	21_22	22-23	Total	Total 2 bed Plus	Divide by 4
CG	694	735	975	921	3325	592	71
	21%	22%	29%	28%			
Places required	15	16	21	20			

It is anticipated that 18% of the properties being developed will be 2 bedrooms or more and an accepted yield formula applied by a number of UK local authorities with regard to the planning of their sufficiency of *school* places is an **additional 4 children per 100 new (family) houses per year group**.

If this formula was applied in terms of calculating the additional children aged 2, 3 and 4 years that may be requiring an *early years childcare* place in the Chalvey Grove CCA at the conclusion (and occupation) of the developments listed above – it can be reasonably *estimated* that the cumulative new housing units could lead to a requirement of approximately 71 early years childcare places in that Children's Centre Planning Area.

The table below demonstrates that the St Andrews Way CCA has the following capacity.

Type of formal early years childcare	Number of Providers	Number of Registered Places/Capacity		
Nursery class in a Maintained school	2	202		
Nursery class in an Independent sector setting	1	33		
Day nursery – full or part-time	0	0		
Pre-School/Playgroup	2	160		
Children's Centre	1	107		
Nursery School	1	154		
Registered Childminder	6	21		
Home Childcarer	2	4		
Totals	15	681	Number of 0-4 year olds resident	Percentage of 0-4 year olds <i>theoretically</i>

			in CCA (NHS February 2017)	able to access an early years childcare place
			1976	34%

The table above indicates that 34% 0 – 4 year olds residing in the Chalvey Grove CCA should be able to access an early years or childcare place. This is the exact same percentage compared to the last calculation in the CSA 2017.

Type of formal childcare	Number of Providers	Number of Registered Places		
Registered Childminder	6	21		
Home Childcarer	2	4		
After School Club	1	8		
Breakfast Club	2	28		
Holiday Playscheme	2	68		
Totals	31	129	Number of 5-14 year olds resident in CCA	Percentage of 5-14 year olds <i>theoretically</i> able to access an early years childcare place
			2285	6%

Out of school places have decreased by 8% in the SA CCA since 2017, this calculation no longer includes tuition organisations.

Chalvey Grove CCA

	Number of places to be developed
Funded 2 year olds places	17
Funded 3 & 4 year old places	246
0 – 4 year old places	71
Total	334

There are 2 settings with an Outstanding Ofsted grade and 7 with a Good Ofsted grade. Within these settings there are 2 staff members who hold; Qualified Teacher Status, Early Years Teacher Status or Early Years Professional Status.

Twenty six staff within these settings have attended core training and 16 staff have attended CPD training during the year.

Elliman Avenue Children's Centre Area

The information below looks at the supply of early years and childcare provision in the Elliman Avenue Children's Centre Area and considers current population sizes and future residential developments.

Population (*health data February 2017*)

Age	Number per CCA
1 years old	264
2 year old	267
3 & 4 year olds	524

Number of FEE places for 2, 3 & 4 year olds - September 2018 (*provider questionnaire September 2018*)

Age	Number per CCA
Funded 2 year olds	96
Universal 3 & 4 year old funded places	441
30 hours extended entitlement	86

Funded Early Education place shortfall FEE 2 year olds

Throughout the year Slough Borough Council receives seven lists from the Department for Work and Pensions outlining the names and addresses of parents/carers who could potentially meet the criteria for a free 2 year old place. The recent list received in January 2019 highlights that the Elliman Avenue CCA could be attracting 96 parents / carers who will meet the criteria for a funded 2 year old place. According to the latest data collection (*provider questionnaire September 2018*) on the available number of places it would appear there is the correct number of places in this area of Slough.

Universal 3 & 4 year old provision

In the January 2018 Early Years Census it was reported that 138, 4 year olds were accessing a reception class in the Elliman Avenue CCA. This is 36% of the overall target number of 3 & 4 year olds who could be accessing universal funding at this time (Jan 2018).

If we use the above percentage (36%) and assume that approximately the same percentage would be accessing a reception place in January 2019 it can be estimated that 36% of 533 (see appendix 1) 192 will be a 4 year old in a reception class and therefore the probability is that 341 children will want to access their universal free entitlement with an early years provider.

It can therefore be concluded that there is potentially a shortfall of 100 places.

30 hours extended entitlement

It is estimated that approximately 1689 children living in the borough are eligible for a 30 hour funded place during 2019.

Using the 30 hour extended entitlement predictions for 2019 we can calculate that the approximate number of children who could be eligible for 30 hours funding within the Elliman Avenue CCA is 174.

According to the figures gathered from providers about the number of places available for the extended entitlement (see the table above) it can be concluded that there is currently a potential deficit of 88 places for the extended entitlement in the Elliman Avenue CCA.

Taking into account that children in receipt of the extended entitlement will also be in receipt of their universal offer, we have calculated that the total number of deficit 3 & 4 year old funded places (a combination of both the universal and extended entitlements) equates to 188 places at 15 hours per week, 38 weeks per year.

Residential development

Updated figures for the Elliman ward shows a gross total of 107 properties that would be developed between 2019 – 2023.

	19_20	20_21	21_22	22-23	Total	Total 2 bed Plus	Divide by 4
EA	0	37	70	0	107	41	5
	0%	35%	65%	0%			
Places required*	0	2	6	0			

It is anticipated that 38% of the properties being developed will be 2 bedrooms or more and an accepted yield formula applied by a number of UK local authorities with regard to the planning of their sufficiency of *school* places is an **additional 4 children per 100 new (family) houses per year group**.

If this formula was applied in terms of calculating the additional children aged 2, 3 and 4years that may be requiring an *early years childcare* place in the Elliman Avenue CCA at the conclusion (and occupation) of the developments listed above – it can be reasonably *estimated* that the cumulative new housing units could lead to a requirement of approximately 5 early years childcare places in that Children's Centre Planning Area.

The Elliman Avenue CCA is likely to see further residential development in the next 5 years however the following developments have not yet been scheduled but at anticipated to create 1325, 2 bed plus dwellings and therefore an additional 159 early years places will be needed. These additional places should be viewed with caution and should only be considered if the following developments occur.

- TVU site
- Rotunda
- Horlicks

The table below demonstrates that the Elliman Avenue CCA has the following capacity.

Type of formal early years childcare	Number of Providers	Number of Registered Places/Capacity
Nursery class in a Maintained school	1	104
Nursery class in an Independent sector setting	0	0
Day nursery – full or part-time	1	94
Pre-School/Playgroup	0	00
Children's Centre	1	32

Nursery School	2	376		
Registered Childminder	3	4		
Home Childcarer	1	2		
Totals	9	612	Number of 0-4 year olds resident in CCA (NHS February 2017)	Percentage of 0-4 year olds <i>theoretically</i> able to access an early years childcare place
			1336	46%

The table above indicates that 46% 0 – 4 year olds residing in the Elliman Avenue CCA should be able to access an early years or childcare place. This is a 15% increase compared to the last calculation in the CSA 2017 and a 21% increase since 2016.

Type of formal childcare	Number of Providers	Number of Registered Places	Number of 5-14 year olds resident in CCA	Percentage of 5-14 year olds <i>theoretically</i> able to access an early years childcare place
Registered Childminder	3	5		
Home Childcarer	1	2	1725	7%
After School Club	1	24		
Breakfast Club	2	90		
Holiday Playscheme	0	0		
Totals	7	121		
			1725	7%

Out of school places has stayed the same in the Elliman Avenue CCA since 2017

Elliman Avenue CCA

	Number of places to be developed
Funded 2 year olds places	0
Funded 3 & 4 year old places	100
Funded 3 & 4 year old places extended entitlement	88
0 – 4 year old places	5 + 159
Total	193 + 159 = 352

There are 2 settings with an Outstanding Ofsted grade and 4 with a Good Ofsted grade. Within these settings there is 1 staff member who holds either; Qualified Teacher Status, Early Years Teacher Status or Early Years Professional Status.

Twelve staff within these settings have attended core training and 3 staff have attended CPD training during the year.

Penn Road Children's Centre Area

The information below looks at the supply of early years and childcare provision in the Penn Road Children's Centre Area and considers current population sizes and future residential developments.

Population (*health data February 2017*)

Age	Number per CCA
1 years old	212
2 year old	249
3 & 4 year olds	441

Number of FEE places for 2, 3 & 4 year olds - September 2018 (*provider questionnaire September 2018*)

Age	Number per CCA
Funded 2 year olds	55
Universal 3 & 4 year old funded places	257
30 hours extended entitlement	32

Funded Early Education place shortfall

FEE 2 year olds

Throughout the year Slough Borough Council receives seven lists from the Department for Work and Pensions outlining the names and addresses of parents/carers who could potentially meet the criteria for a free 2 year old place. The recent list received in January 2019 highlights that the Penn Road CCA could be attracting 89 parents / carers who will meet the criteria for a funded 2 year old place. According to the latest data collection (*provider questionnaire September 2018*) on the available number of places it would appear there is a shortage of 34 places in this area of Slough.

Universal 3 & 4 year old provision

In the January 2018 Early Years Census it was reported that 107, 4 year olds were accessing a reception class in the Penn Road CCA. This is 24% of the overall target number of 3 & 4 year olds who could be accessing universal funding at this time (Jan 2018).

If we use the above percentage (24%) and assume that approximately the same percentage would be accessing a reception place in January 2019 it can be estimated that 24% of 461 (see appendix 1) 111 will be a 4 year old in a reception class and therefore the probability is that 350 children will want to access their universal free entitlement with an early years provider.

It can therefore be concluded that there is potentially a shortfall of 93 places.

30 hours extended entitlement

It is estimated that approximately 1689 children living in the borough are eligible for a 30 hour funded place during 2019.

Using the 30 hour extended entitlement predictions for 2019 we can calculate that the approximate number of children who could be eligible for 30 hours funding within the Penn Road CCA is 152.

According to the figures gathered from providers about the number of places available for the extended entitlement (see the table above) it can be concluded that there is currently a potential deficit of 120 places for the extended entitlement in the Penn Road CCA.

Taking into account that children in receipt of the extended entitlement will also be in receipt of their universal offer, we have calculated that the total number of deficit 3 & 4 year old funded places (a combination of both the universal and extended entitlements) equates to 213 places.

Residential development

Updated figures for the Manor Park ward shows a gross total of 23 properties that would be developed between 2019 – 2023.

	19_20	20_21	21_22	22-23	Total	Total 2 bed Plus	Divide by 4
PR	23	0	0	0	23	13	2
	100%	0%	0%	0%			
Places required	2	0	0	0			

It is anticipated that 57% of the properties being developed will be 2 bedrooms or more and an accepted yield formula applied by a number of UK local authorities with regard to the planning of their sufficiency of *school* places is an **additional 4 children per 100 new (family) houses per year group**.

If this formula was applied in terms of calculating the additional children aged 2, 3 and 4 years that may be requiring an *early years childcare* place in the Penn Road CCA at the conclusion (and occupation) of the developments listed above – it can be reasonably *estimated* that the cumulative new housing units could lead to a requirement of approximately 2 early years childcare places in that Children's Centre Planning Area.

The table below demonstrates that the Penn Road CCA has the following capacity.

Type of formal early years childcare	Number of Providers	Number of Registered Places/Capacity		
Nursery class in a Maintained school	2	169		
Nursery class in an Independent sector setting	0	0		
Day nursery – full or part-time	0	0		
Pre-School/Playgroup	2	118		
Children's Centre	1	52		
Nursery School	0	0		
Registered Childminder	4	1		
Home Childcarer	2	4		
Totals	11	344	Number of 0-4 year olds	Percentage of 0-4 year olds

			resident in CCA (NHS February 2017)	<i>theoretical</i> ly able to access an early years childcare place
			1173	29%

The table above indicates that 29% 0 – 4 year olds residing in the Penn Road CCA should be able to access an early years or childcare place. This is 2% decrease compared to the last calculation in the CSA 2017 and a 1% decrease since 2016.

Type of formal childcare	Number of Providers	Number of Registered Places		
Registered Childminder	4	8		
Home Childcarer	2	4		
After School Club	1	16		
Breakfast Club	3	55		
Holiday Playscheme	1	16		
Totals	11	99	Number of 5-14 year olds resident in CCA	Percentage of 5-14 year olds <i>theoretically</i> able to access an early years childcare place
			1925	5%

Out of school places has decreased by 1% in the Penn Road CCA since 2017

Penn Road CCA

	Number of places to be developed
Funded 2 year olds places	34
Funded 3 & 4 year old places	93
Funded 3 & 4 year old places extended entitlement	120
0 – 4 year old places	2
Total	249

There is 1 settings with an Outstanding Ofsted grade and 5 with a Good Ofsted grade. Within these settings there is 1 staff member who holds either; Qualified Teacher Status, Early Years Teacher Status or Early Years Professional Status.

Twenty two staff within these settings have attended core training and 6 staff have attended CPD training during the year.

Wexham Road Children's Centre Area

The information below looks at the supply of early years and childcare provision in the Wexham Road Children's Centre Area and considers current population sizes and future residential developments.

Population (*health data February 2017*)

Age	Number per CCA
1 years old	267
2 year old	281
3 & 4 year olds	538

Number of FEE places for 2, 3 & 4 year olds - September 2018 (*provider questionnaire September 2018*)

Age	Number per CCA
Funded 2 year olds	103
Universal 3 & 4 year old funded places	508
30 hours extended entitlement	96

Funded Early Education place shortfall

FEE 2 year olds

Throughout the year Slough Borough Council receives seven lists from the Department for Work and Pensions outlining the names and addresses of parents/carers who could potentially meet the criteria for a free 2 year old place. The recent list received in January 2019 highlights that the Wexham Road CCA could be attracting 109 parents / carers who will meet the criteria for a funded 2 year old place. According to the latest data collection (*provider questionnaire September 2018*) on the available number of places it would appear there is a shortage of 6 places in this area of Slough.

Universal 3 & 4 year old provision

In the January 2018 Early Years Census it was reported that 207, 4 year olds were accessing a reception class in the Wexham Road CCA. This is 38% of the overall target number of 3 & 4 year olds who could be accessing universal funding at this time (Jan 2018).

If we use the above percentage (38%) and assume that approximately the same percentage would be accessing a reception place in January 2019 it can be estimated that 38% of 545 (see appendix 1) 207 will be a 4 year old in a reception class and therefore the probability is that 338 children will want to access their universal free entitlement with an early years provider.

It can therefore be concluded that there is potentially a surplus of 170 places.

30 hours extended entitlement

It is estimated that approximately 1689 children living in the borough are eligible for a 30 hour funded place during 2019.

Using the 30 hour extended entitlement predictions for 2019 we can calculate that the approximate number of children who could be eligible for 30 hours funding within the Wexham Road CCA is 178.

According to the figures gathered from providers about the number of places available for the extended entitlement (see the table above) it can be concluded that there is currently a potential deficit of 82 places for the extended entitlement in the Wexham Road CCA.

Taking into account that children in receipt of the extended entitlement will also be in receipt of their universal offer, we have calculated that the total number of 3 & 4 year old funded places (a combination of both the universal and extended entitlements) equates to 164 places at 15 hours per week, 38 weeks per year which means that overall there is a surplus of 2 places, however some providers will need to consider converting universal places to 30 hour places.

Residential development

Updated figures for the Wexham Lea ward shows a gross total of 826 properties that would be developed between 2019 – 2023.

	19_20	20_21	21_22	22-23	Total	Total 2 bed Plus	Divide by 4
WR	140	300	159	227	826	312	37
	17%	36%	19%	27%			
Places required	6	14	7	10			

It is anticipated that 38% of the properties being developed will be 2 bedrooms or more and an accepted yield formula applied by a number of UK local authorities with regard to the planning of their sufficiency of *school* places is an **additional 4 children per 100 new (family) houses per year group**.

If this formula was applied in terms of calculating the additional children aged 2, 3 and 4 years that may be requiring an *early years childcare* place in the Wexham Road CCA at the conclusion (and occupation) of the developments listed above – it can be reasonably *estimated* that the cumulative new housing units could lead to a requirement of approximately 37 early years childcare places in that Children's Centre Planning Area.

The table below demonstrates that the Wexham Road CCA has the following capacity.

Type of formal early years childcare	Number of Providers	Number of Registered Places/Capacity		
Nursery class in a Maintained school	4	116		
Nursery class in an Independent sector setting	0	0		
Day nursery – full or part-time	2	154		
Pre-School/Playgroup	1	76		
Children's Centre	1	32		
Nursery School	1	162		
Registered Childminder	6	13		
Home Childcarer	4	8		
Totals	19	561	Number of 0-4 year olds	Percentage of 0-4 year olds

			resident in CCA (NHS February 2017)	<i>theoretically</i> able to access an early years childcare place
			1391	40%

The table above indicates that 40% 0 – 4 year olds residing in the Wexham Road CCA should be able to access an early years or childcare place. This is 1% increase compared to the last calculation in the CSA 2017 and a 1% decrease since 2016.

Type of formal childcare	Number of Providers	Number of Registered Places		
Registered Childminder	6	24		
Home Childcarer	4	8		
After School Club	3	70		
Breakfast Club	5	175		
Holiday Playscheme	1	52		
Totals	19	329	Number of 5-14 year olds resident in CCA	Percentage of 5-14 year olds <i>theoretically</i> able to access an early years childcare place
			2143	15%

Out of school places has increased by 2% in the Wexham Road CCA since 2017

Wexham Road CCA

	Number of places to be developed
Funded 2 year olds places	8
Funded 3 & 4 year old places	0*
0 – 4 year old places	37
Total	45

*164 universal places need converting to 30 hour places

There are 3 settings with an Outstanding Ofsted grade and 8 with a Good Ofsted grade. Within these settings there are 3 staff members who hold; Qualified Teacher Status, Early Years Teacher Status or Early Years Professional Status.

Sixteen staff within these settings have attended core training and 11 staff have attended CPD training during the year.

Yew Tree Road Children's Centre Area

The information below looks at the supply of early years and childcare provision in the Yew Tree Road Children's Centre Area and considers current population sizes and future residential developments.

Population (*health data February 2017*)

Age	Number per CCA
1 years old	327
2 year old	346
3 & 4 year olds	700

Number of FEE places for 2, 3 & 4 year olds - September 2018 (*provider questionnaire September 2018*)

Age	Number per CCA
Funded 2 year olds	69
Universal 3 & 4 year old funded places	476
30 hours extended entitlement	138

Funded Early Education place shortfall FEE 2 year olds

Throughout the year Slough Borough Council receives seven lists from the Department for Work and Pensions outlining the names and addresses of parents/carers who could potentially meet the criteria for a free 2 year old place. The recent list received in January 2019 highlights that the Yew Tree Road CCA could be attracting 110 parents / carers who will meet the criteria for a funded 2 year old place. According to the latest data collection (*provider questionnaire September 2018*) on the available number of places it would appear there is a shortage of 41 places in this area of Slough.

Universal 3 & 4 year old provision

In the January 2018 Early Years Census it was reported that 143, 4 year olds were accessing a reception class in the Wexham Road CCA. This is 20% of the overall target number of 3 & 4 year olds who could be accessing universal funding at this time (Jan 2018).

If we use the above percentage (35%) and assume that approximately the same percentage would be accessing a reception place in January 2019 it can be estimated that 35% of 723 (see appendix 1) 145 will be a 4 year old in a reception class and therefore the probability is that 578 children will want to access their universal free entitlement with an early years provider.

It can therefore be concluded that there is potentially a shortage of 102 places.

30 hours extended entitlement

It is estimated that approximately 1689 children living in the borough are eligible for a 30 hour funded place during 2019.

Using the 30 hour extended entitlement predictions for 2019 we can calculate that the approximate number of children who could be eligible for 30 hours funding within the Yew Tree Road CCA is 236.

According to the figures gathered from providers about the number of places available for the extended entitlement (see the table above) it can be concluded that there is currently a potential deficit of 98 places for the extended entitlement in the Yew Tree Road CCA.

Taking into account that children in receipt of the extended entitlement will also be in receipt of their universal offer, we have calculated that the total number of 3 & 4 year old funded places (a combination of both the universal and extended entitlements) equates to 200 places.

Residential development

Updated figures for the Central ward shows a gross total of 568 properties that would be developed between 2019 – 2023.

	19_20	20_21	21_22	22-23	Total	Total 2 bed Plus	Divide by 4
YT	136	103	96	233	568	362	43
	24%	18%	17%	41%			
Places required	10	8	7	18			

It is anticipated that 64% of the properties being developed will be 2 bedrooms or more and an accepted yield formula applied by a number of UK local authorities with regard to the planning of their sufficiency of *school* places is an **additional 4 children per 100 new (family) houses per year group**.

If this formula was applied in terms of calculating the additional children aged 2, 3 and 4 years that may be requiring an *early years childcare* place in the Yew Tree Road CCA at the conclusion (and occupation) of the developments listed above – it can be reasonably *estimated* that the cumulative new housing units could lead to a requirement of approximately 43 early years childcare places in that Children's Centre Planning Area.

The table below demonstrates that the Yew Tree Road CCA has the following capacity.

Type of formal early years childcare	Number of Providers	Number of Registered Places/Capacity		
Nursery class in a Maintained school	3	180		
Nursery class in an Independent sector setting	2	172		
Day nursery – full or part-time	2	122		
Pre-School/Playgroup	1	123		
Children's Centre	1	32		
Nursery School	0	0		
Registered Childminder	15	48		
Home Childcarer	0	0		
Totals	24	677	Number of 0-4 year olds	Percentage of 0-4 year olds

			resident in CCA (NHS February 2017)	<i>theoretically</i> able to access an early years childcare place
			1742	39%

The table above indicates that 39% 0 – 4 year olds residing in the Yew Tree Road CCA should be able to access an early years or childcare place. This is 1% increase compared to the last calculation in the CSA 2017 and a 1% decrease since 2016.

Type of formal childcare	Number of Providers	Number of Registered Places		
Registered Childminder	15	46		
Home Childcarer	0	0		
After School Club	4	140		
Breakfast Club	4	367		
Holiday Playscheme	4	133		
Totals	27	686	Number of 5-14 year olds resident in CCA	Percentage of 5-14 year olds <i>theoretically</i> able to access an early years childcare place
			2345	29%

Out of school places has decreased by 6% in the Yew Tree Road CCA since 2017

Yew Tree Road CCA

	Number of places to be developed
Funded 2 year olds places	41
Funded 3 & 4 year old places	102
Funded 3 & 4 year old places Extended Entitlement	98
0 – 4 year old places	43
Total	284

There are 5 settings with an Outstanding Ofsted grade and 12 with a Good Ofsted grade. Within these settings there are 6 staff members who hold; Qualified Teacher Status, Early Years Teacher Status or Early Years Professional Status.

Twenty three staff within these settings have attended core training and 12 staff have attended CPD training during the year.

Romsey Close Children's Centre Area

The information below looks at the supply of early years and childcare provision in the Romsey Close Children's Centre Area and considers current population sizes and future residential developments.

Population (*health data February 2017*)

Age	Number per CCA
1 years old	331
2 year old	301
3 & 4 year olds	668

Number of FEE places for 2, 3 & 4 year olds - September 2018 (*provider questionnaire September 2018*)

Age	Number per CCA
Funded 2 year olds	128
Universal 3 & 4 year old funded places	635
30 hours extended entitlement	288

Funded Early Education place shortfall

FEE 2 year olds

Throughout the year Slough Borough Council receives seven lists from the Department for Work and Pensions outlining the names and addresses of parents/carers who could potentially meet the criteria for a free 2 year old place. The recent list received in January 2019 highlights that the Romsey Close CCA could be attracting 90 parents / carers who will meet the criteria for a funded 2 year old place. According to the latest data collection (*provider questionnaire September 2018*) on the available number of places it would appear there is a surplus of 38 places in this area of Slough.

Universal 3 & 4 year old provision

In the January 2018 Early Years Census it was reported that 260, 4 year olds were accessing a reception class in the Romsey Close CCA. This is 39% of the overall target number of 3 & 4 year olds who could be accessing universal funding at this time (Jan 2018).

If we use the above percentage (39%) and assume that approximately the same percentage would be accessing a reception place in January 2019 it can be estimated that 39% of 616 (see appendix 1) 240 will be a 4 year old in a reception class and therefore the probability is that 376 children will want to access their universal free entitlement with an early years provider.

It can therefore be concluded that there is potentially a surplus 259 places.

30 hours extended entitlement

It is estimated that approximately 1689 children living in the borough are eligible for a 30 hour funded place during 2019.

Using the 30 hour extended entitlement predictions for 2019 we can calculate that the approximate number of children who could be eligible for 30 hours funding within the Romsey Close CCA is 201

According to the figures gathered from providers about the number of places available for the extended entitlement (see the table above) it can be concluded that there is currently a potential surplus of 87 places for the extended entitlement in the Romsey Close CCA.

Taking into account that children in receipt of the extended entitlement will also be in receipt of their universal offer, we have calculated that the total number of 3 & 4 year old funded places (a combination of both the universal and extended entitlements) equates to 0 places at 15 hours per week, 38 weeks per year.

Residential development

Updated figures for the Langley/Kidderminster ward shows a gross total of 287 properties that would be developed between 2019 – 2023.

	19_20	20_21	21_22	22-23	Total	Total 2 bed Plus	Divide by 4
RC	108	38	51	90	287	180	22
	38%	13%	18%	31%			
Places required	8	3	4	7			

It is anticipated that 63% of the properties being developed will be 2 bedrooms or more and an accepted yield formula applied by a number of UK local authorities with regard to the planning of their sufficiency of *school* places is an **additional 4 children per 100 new (family) houses per year group**.

If this formula was applied in terms of calculating the additional children aged 2, 3 and 4 years that may be requiring an *early years childcare* place in the Romsey Close Road CCA at the conclusion (and occupation) of the developments listed above – it can be reasonably *estimated* that the cumulative new housing units could lead to a requirement of approximately 22 early years childcare places in that Children's Centre Planning Area.

The table below demonstrates that the Romsey Close CCA has the following capacity.

Type of formal early years childcare	Number of Providers	Number of Registered Places/Capacity		
Nursery class in a Maintained school	4	277		
Nursery class in an Independent sector setting	0	0		
Day nursery – full or part-time	2	491		
Pre-School/Playgroup	0	0		
Children's Centre	1	112		
Nursery School	0	0		
Registered Childminder	20	57		
Home Childcarer	1	2		
			Number of 0-4	Percentage of 0-4 year

Totals	28	939	year olds resident in CCA (NHS February 2017)	olds <i>theoretically</i> able to access an early years childcare place
			1675	56%

The table above indicates that 56% 0 – 4 year olds residing in the Romsey Close CCA should be able to access an early years or childcare place. This is 10% increase compared to the last calculation in the CSA 2017 and a 3% increase since 2016.

Type of formal childcare	Number of Providers	Number of Registered Places		
Registered Childminder	20	47		
Home Childcarer	1	2		
After School Club	5	165		
Breakfast Club	5	185		
Holiday Playscheme	2	46		
Totals	33	296	Number of 5-14 year olds resident in CCA	Percentage of 5-14 year olds <i>theoretically</i> able to access an early years childcare place
			2883	10%

Out of school places has decreased by 7% in the Romsey Close CCA since 2017

Romsey Close CCA

	Number of places to be developed
Funded 2 year olds places	0
Funded 3 & 4 year old places	0
Funded 3 & 4 year old places Extended Entitlement	0
0 – 4 year old places	22*
Total	22

*Total of 384 surplus places in the Romsey Close CCA could mean that no places are required to be developed overall, however these figures only consider funded places and the take up of childcare in the Romsey Close CCA is high and as such these figures should be treated with caution. During the Spring Term 2019 providers in the Romsey Close CCA reported that they had none or very limited vacancies for places for children 0 – 4 years old.

There are 2 settings with an Outstanding Ofsted grade and 14 with a Good Ofsted grade. Within these settings there are 7 staff members who hold; Qualified Teacher Status, Early Years Teacher Status or Early Years Professional Status.

Twenty staff within these settings have attended core training and 27 staff have attended CPD training during the year.

Vicarage Way Children's Centre Area

The information below looks at the supply of early years and childcare provision in the Vicarage Way Children's Centre Area and considers current population sizes and future residential developments.

Population (*health data February 2017*)

Age	Number per CCA
1 years old	99
2 year old	109
3 & 4 year olds	227

Number of FEE places for 2, 3 & 4 year olds - September 2018 (*provider questionnaire September 2018*)

Age	Number per CCA
Funded 2 year olds	29
Universal 3 & 4 year old funded places	117
30 hours extended entitlement	26

Funded Early Education place shortfall

FEE 2 year olds

Throughout the year Slough Borough Council receives seven lists from the Department for Work and Pensions outlining the names and addresses of parents/carers who could potentially meet the criteria for a free 2 year old place. The recent list received in January 2019 highlights that the Vicarage Way CCA could be attracting 33 parents / carers who will meet the criteria for a funded 2 year old place. According to the latest data collection (*provider questionnaire September 2018*) on the available number of places it would appear there is a shortfall of 4 places in this area of Slough.

Universal 3 & 4 year old provision

In the January 2018 Early Years Census it was reported that 29, 4 year olds were accessing a reception class in the Vicarage Way CCA. This is 13% of the overall target number of 3 & 4 year olds who could be accessing universal funding at this time (Jan 2018).

If we use the above percentage (13%) and assume that approximately the same percentage would be accessing a reception place in January 2019 it can be estimated that 13% of 218 (see appendix 1) 28 will be a 4 year old in a reception class and therefore the probability is that 190 children will want to access their universal free entitlement with an early years provider.

It can therefore be concluded that there is potentially a shortfall of 73 places.

30 hours extended entitlement

It is estimated that approximately 1689 children living in the borough are eligible for a 30 hour funded place during 2019.

Using the 30 hour extended entitlement predictions for 2019 we can calculate that the approximate number of children who could be eligible for 30 hours funding within the Vicarage Way CCA is 71

According to the figures gathered from providers about the number of places available for the extended entitlement (see the table above) it can be concluded that there is currently a potential shortfall of 45 places for the extended entitlement in the Vicarage Way CCA.

Taking into account that children in receipt of the extended entitlement will also be in receipt of their universal offer, we have calculated that the total number of 3 & 4 year old funded places (a combination of both the universal and extended entitlements) equates to 118 places.

Residential development

Updated figures for the Colnbrook ward shows a gross total of 122 properties that would be developed between 2019 – 2023.

	19_20	20_21	21_22	22-23	Total	Total 2 bed Plus	Divide by 4
VW	82	18	22	0	122	53	6
	67%	15%	18%	0%			
Places required	4	1	1	0			

It is anticipated that 43% of the properties being developed will be 2 bedrooms or more and an accepted yield formula applied by a number of UK local authorities with regard to the planning of their sufficiency of *school* places is an **additional 4 children per 100 new (family) houses per year group**.

If this formula was applied in terms of calculating the additional children aged 2, 3 and 4 years that may be requiring an *early years childcare* place in the Vicarage Way CCA at the conclusion (and occupation) of the developments listed above – it can be reasonably *estimated* that the cumulative new housing units could lead to a requirement of approximately 6 early years childcare places in that Children's Centre Planning Area.

The table below demonstrates that the Vicarage Way CCA has the following capacity.

Type of formal early years childcare	Number of Providers	Number of Registered Places/Capacity		
Nursery class in a Maintained school	2	78		
Nursery class in an Independent sector setting	0	0		
Day nursery – full or part-time	1	56		
Pre-School/Playgroup	0	0		
Children's Centre	1	32		
Nursery School	0	0		
Registered Childminder	1	6		
Home Childcarer	3	6		
Totals	8	178	Number of 0-4 year olds resident in CCA	Percentage of 0-4 year olds <i>theoretically</i> able to

			(NHS February 2017)	access an early years childcare place
			565	32%

The table above indicates that 32% 0 – 4 year olds residing in the Vicarage Way CCA should be able to access an early years or childcare place. This is 15% increase compared to the last calculation in the CSA 2017 and a 1% decrease since 2016.

Type of formal childcare	Number of Providers	Number of Registered Places		
Registered Childminder	1	6		
Home Childcarer	3	6		
After School Club	0	0		
Breakfast Club	1	60		
Holiday Playscheme	0	0		
Totals	5	72	Number of 5-14 year olds resident in CCA	Percentage of 5-14 year olds <i>theoretically</i> able to access an early years childcare place
			654	11%

Out of school places has increased by 4% in the Vicarage Way CCA since 2017

Vicarage Way CCA

	Number of places to be developed
Funded 2 year olds places	4
Funded 3 & 4 year old places	73
Funded 3 & 4 year old places Extended entitlement	45
0 – 4 year old places	6
Total	128*

*In the spring term 2019 the school providers in the Vicarage Way CCA reported that they had many vacancies for 3 & 4 year olds to take up their universal offer. When looking at the close proximity to the Romsey Close CCA and considering the lack of vacancies in this CCA we could consider that parents in the Vicarage Way CCA are traveling into the Romsey Close CCA to access full day care provision.

There are 4 settings with a Good Ofsted grade.

Three staff within these settings have attended core training and 10 staff have attended CPD training during the year.

Place Development 2018 – 2023

Conclusion and Action Planning

Children's Centre Area	Funded 2 year olds	Funded 3 & 4 year olds	0 – 4 year old childcare places	Total number of places required 2018-19	Projected number of places required beyond 2018/19	Total Number of places 2018 - 2023	Risks	Targets
Yew Tree Road (Central ward / Upton ward)	41	200	43	251	33	284	There is significant risk of insufficient early years funded places. Future housing development in this area also leads to the increased demand on childcare provision for all age groups.	Encourage existing providers to expand provision for two, three and four year olds. Look for further opportunities for new providers in this area to create additional funded and childcare places including encouraging schools to extend their offer. Continue to promote capital funding opportunities to support providers with plans.
Chalvey Grove (Chalvey and Cippenham Meadow wards)	17	435	71	467	56	523	There is a significant risk of insufficient funded early education places in 2018/19 despite being an area of relatively low early years participation rates. Currently there is slight risk that new development may have very low occupancy levels based on current rates.	Increase numbers of two, three and four year olds accessing funded early education by raising awareness with families and partners of the benefits for young children of participation in early education.

Monksfield Way (Britwell ward)	0	0	0	0	0	0	There is an over supply of 81 (2 yr. old places), 196 (Universal 3 & 4 yr. old places) and 10 (30 hour places).	Any new development opportunities should consider the current market trends and the long term impact of the changes to the benefit system.
Orchard Avenue (Haymill ward)	0	117	47	153	11	164	There is some risk that there is a lack of provision in this area for three and four year olds including universal and extended entitlement places. Due to housing development in this area there will be future demand for childcare places beyond 2019.	Encourage existing providers to expand provision for three and four year olds. Look for further opportunities for new providers in this area to create additional funded and childcare places including encouraging schools to extend their offer. Continue to promote capital funding opportunities to support providers with plans.
St. Andrew's Way (Cippenham Green ward)	0	93	1	93	1	94	There is some risk that there is a lack of provision in this area for three and four year olds including universal and extended entitlement places. The CSA identifies a lack of full time day care for three and four year olds in this area.	To support providers to work in partnership to understand and meet parental demand in this area. Consider opportunities for new providers in this area and / or support existing providers to review their current offer and consider developments.
Elliman Avenue (Farnham and Central	0	188	5	26	167	193	This is an area currently with insufficient funded three and four year old places. Housing	To support providers to work in partnership to understand and meet parental demand in this area. Consider

wards)							developments beyond 2018 / 19 is likely to have a significant impact on demand.	opportunities for new providers in this area and / or support existing providers to review their current offer and consider developments. Promote capital funding opportunities to support providers with plans
Penn Road (Baylis and Stoke and Farnham wards)	34	213	2	245	0	245	This area is at risk of insufficient early years places for two, three and four year olds for universal and extended entitlement from 2018/19.	To support providers to work in partnership to understand and meet parental demand in this area. Increase numbers of two, three and four year olds accessing funded early education by raising awareness with families and partners of the benefits for young children of participation in early education. Consider opportunities for new providers in this area and support existing providers to consider developments.
Wexham Road (Central and Wexham Lea wards)	6	0	37	12	31	43	This area is at a slight risk of insufficient childcare places beyond 2018. Projections for this area are based on a steady increase in housing development. 164 universal 3 & 4 year old places need converting to	To support providers to work in partnership to understand and meet parental demand in this area. Work with existing providers to consider offering less universal places and more extended entitlement places.

							extended entitlement places in order to meet current demands.	
Romsey Close (Foxborough, Kedermister and Langley St. Mary's wards)	0	0	0	0	0	0	There is an over supply of 38 (2 yr. old places), 259 (universal 3 & 4 yr. old places) and 87 (30 hour places). These figures only consider funded places and the take up of childcare in the Romsey Close CCA is always very high and as such these figures should be treated with caution	Support existing and potential new providers to consider current market trends, the impact of future regeneration plans and review business plans/operational delivery meet demand needs. Particularly looking at the needs of families who use childcare provision in this area and who travel into this area to use full day care provision.
Vicarage Way (Colnbrook with Poyle ward)	4	118	6	126	2	128	There is a risk of insufficient places for all age groups despite having relatively low participation rates. Local information indicates that more families are looking for full day care, outside the locality.	Continue to support existing providers to review current demand trends and respond accordingly.
Total	102	1364	212	1373	301	1674		

Summary

The 2018/19 CSA has identified a need to develop 1674 places which is an additional 154 places compared to the 2017 CSA. Less places are now required for 2 year old funding however more places are required for 3 & 4year old universal and extended entitlement funding.

Provision of early education and childcare is vital for the local economy, and for developing stronger communities. The aim of childcare is to ensure parents are supported to be economically active, either in work, or in study or training for work. Early education focuses on the specific learning needs of very young children, to prepare children for lifelong learning and ensure that they are ready to go to school. Funded early education for 2 year old children aims to reduce levels of inequality and narrow the pre-school educational gap between disadvantaged and other children. The Extended Entitlement (30 hours Childcare) supports parents with reduced childcare costs and therefore supports their working opportunities.

Appendix 1

Health Data February 2017

CC	0	1	2	3	4	Health U5s Feb 17
Monksfield Way	155	179	146	193	186	859
Orchard Avenue	197	245	232	232	247	1153
St. Andrew's Way	220	217	280	268	274	1259
Chalvey Grove	377	394	384	419	402	1976
Elliman Avenue	264	267	266	258	281	1336
Penn Road	212	249	212	229	271	1173
Wexham Road	267	281	264	274	305	1391
Yew Tree Road	327	346	377	323	369	1742
Romsey Close	331	301	315	353	375	1675
Vicarage Way	99	109	109	118	130	565
Total	2449	2588	2585	2667	2840	13129

CCA	Reception 4 year olds 2018	2018 Total population 3 & 4 years	2019 Total population 3 & 4 years
Monksfield Way	163	339	325
Orchard Avenue	111	464	477
St. Andrew's Way	140	548	497
Chalvey Grove	78	803	778
Elliman Avenue	138	524	533
Penn Road	107	441	461
Wexham Road	207	538	545
Yew Tree Road	143	700	723
Romsey Close	260	668	616
Vicarage Way	29	227	218
	1376	5252	5173

Appendix 2

ONS population projections

The projections take the [revised mid-2016 population estimates](#), published on 22 March 2018, as their starting point. The projected local authority populations for each year are calculated by ageing on the population from the previous year, applying local fertility and mortality rates to calculate the number of projected births and deaths, and then adjusting for migration into and out of each local authority.

ONS derive local authority fertility, mortality and migration assumptions using estimated values from the five years before the base projection year.

	2018	2019	2020	2021	2022
0 years	2411	2373	2330	2293	2239
1 years	2421	2414	2378	2337	2300
2 years	2651	2425	2419	2383	2344
3 years	2584	2651	2433	2427	2392
4 years	2626	2583	2645	2435	2430
5 years	2649	2625	2583	2643	2438
6 years	2692	2639	2614	2573	2630
7 years	2638	2678	2625	2597	2558
8 years	2616	2628	2670	2617	2589
9 years	2490	2615	2628	2671	2617
10 years	2422	2488	2610	2622	2668
11 years	2434	2406	2468	2587	2602
12 years	2301	2422	2397	2457	2572
13 years	2105	2291	2410	2387	2444
14 years	1990	2107	2290	2407	2387
Total	149,890	150,916	151,859	152,723	153,493

<https://www.ons.gov.uk/peoplepopulationandcommunity/populationandmigration/populationprojections/bulletins/subnationalpopulationprojectionsforengland/2016based#nearly-all-local-authorities-are-projected-to-grow-by-mid-2026>

“While the overall populations of all regions in England are projected to increase over the next decade, reasons for these increases vary greatly depending on where you live. For instance, projected population change in London is mainly caused by natural change – the difference between the number of births and deaths – and not migration. This is because London’s net inflow of international migrants is offset by a similar number of people moving to other parts of the UK. That contrasts with the North East, where growth is mostly down to migration. What’s also clear is that the population is ageing in all regions, with the number of people aged 65 and over growing considerably faster than younger age groups.”

Andrew Nash, Population Projections Unit, Office for National Statistics

ONS

Main points

- There were 696,271 live births in England and Wales in 2016, a decrease of 0.2% from 2015.
- In 2016, the total fertility rate (TFR) decreased to 1.81 children per woman, from 1.82 in 2015.
- The average age of mothers in 2016 increased to 30.4 years, compared with 30.3 years in 2015.
- Women aged 40 and over had a higher fertility rate than women aged under 20 for the second time since 1947.
- Over a quarter (28.2%) of live births in 2016 were to mothers born outside the UK, the highest level on record.

- In 2016, the stillbirth rate decreased to 4.4 per 1,000 total births, the lowest rate since 1992.

Statistician's comment

"The percentage of babies born outside of marriage or civil partnership in 2016 was 48%; of these, two-thirds had parents who lived together. The percentage of births outside of marriage or civil partnership has remained relatively unchanged since 2012, following a notable increase from 5% in the mid-1950s. This increase coincided with cohabitation becoming more common as an alternative to marriage, particularly at younger ages."

Nicola Haines, Vital Statistics Outputs Branch, Office for National Statistics

<https://www.ons.gov.uk/peoplepopulationandcommunity/birthsdeathsandmarriages/livebirths/bulletins/birthsummarytablesenglandandwales/2016>

<https://www.ons.gov.uk/peoplepopulationandcommunity/birthsdeathsandmarriages/livebirths/datasets/birthsummarytables>

2017

Area of usual residence of mother ¹		Number of live births	Total Fertility Rate (TFR) ²	Number of stillbirths	Stillbirth rate (stillbirths per 1,000 live births and stillbirths) ³
E08000004	Oldham	3,326	2.17	16	4.8
E07000117	Burnley	1,196	2.18	0	
E07000120	Hyndburn	1,065	2.13	5	4.7
E07000122	Pendle	1,198	2.11	15	12.4
E08000032	Bradford	7,639	2.16	43	5.6
E08000030	Walsall	3,876	2.11	17	4.4
E06000032	Luton	3,432	2.16	13	3.8
E06000031	Peterborough	3,072	2.26	11	3.6
E09000002	Barking and Dagenham	3,870	2.37	24	6.2
E09000015	Harrow	3,695	2.15	21	5.7
E06000039	Slough	2,529	2.27	15	5.9
E07000207	Elmbridge	1,659	2.16	4	2.4

2016

Area of usual residence		Live births	Stillbirths	GFR ¹	TFR ²
E06000008	Blackburn with Darwen	2,156	15	75.7	2.25
E08000004	Oldham	3,327	13	75.0	2.18
E08000005	Rochdale	3,072	11	73.9	2.16
E07000117	Burnley	1,207	11	75.3	2.19
E08000032	Bradford	7,930	55	75.2	2.21
07000150	Corby	1,004	5	74.4	2.15
E06000032	Luton	3,608	9	78.2	2.18
E06000031	Peterborough	3,076	13	78.4	2.26
E07000073	Harlow	1,303	2	76.2	2.15
E07000201	Forest Heath	1,016	3	83.3	2.31
E09000002	Barking and Dagenham	3,973	19	86.5	2.47
E06000039	Slough	2,628	16	81.4	2.29
E07000207	Elmbridge	1,646	7	73.4	2.23
Source: Office for National Statistics (ONS)				Released:	19 July 2017

Appendix 3

Child Poverty

A local Child Poverty Needs Assessment (carried out in liaison with statutory partners and service areas during the spring and summer of 2014) found that:

- **Slough has a higher percentage of children living in poverty compared to the national average:** using the relative poverty proxy measure described above, latest government statistics show that 21% of the borough's children aged 0-19 were living in poverty (in February 2014), compared to 20% nationally. This equates to 8,035 children in Slough: 7,075 of whom were under the age of 16
(Source: [Public Health England Slough Profile 2014](#))
- **Child poverty is concentrated in a number of wards:** The highest rates of child poverty are concentrated in the wards of Britwell (28%), Chalvey (26%), Wexham Lea (24%), Baylis and Stoke (23%), Central (23%), Colnbrook and Poyle (22%) and (Foxborough 21%), whilst the wards with the highest number of children living in poverty were Chalvey (815 children), Baylis and Stoke (815 children), Britwell (805 children) and Central (780 children)
(based on ward structure pre-2012)
- **More than two thirds of the children living in poverty are part of a lone parent family:** the majority of these families live in the wards of Britwell, Chalvey, Haymill and Cippenham Meadows.

The number of working families experiencing child poverty is on the increase: This is because there is a strong link between access to good quality employment and child poverty (whether this is through unemployment or low wages) and a clear gap between the skills of local people and the jobs available in the local area. This places some families at a considerable disadvantage and has real implications in terms of levels of economic activity and worklessness locally.

<http://www.slough.gov.uk/council/joint-strategic-needs-assessment/children-in-poverty.aspx>

Appendix 4

ESTIMATING ELIGIBILITY FOR 30 HOURS BY LOCAL AUTHORITY

The calculation of eligibility estimates for 30 hours of childcare is not straightforward and relies on **several sources of data**. The number of 3- and 4-year-olds eligible for the additional hours **is estimated** using:

ONS population projections	School Census (SC)/Early Years Census (EYC)	Family Resources Survey (FRS)	Survey of Personal Incomes (SPI)	Annual Population Survey (APS)	
STAGE 1	STAGE 2	STAGE 3	STAGE 4	SUMMARY STAGE: NATIONAL ESTIMATE	STAGE 5: LA ESTIMATE
The first stage is to start from the ONS population projections for the number of 3- and 4-year-olds.	The SC/EYC are used to identify the proportion of 4-year-olds attending reception classes , who are then removed from the population as they are not eligible for additional hours.	A national estimate of the eligibility rate is calculated using the FRS to identify the proportion of 3- and 4-year-olds with parents meeting the lower earnings eligibility criteria of 16 times the national minimum wage/national living wage per week.	The SPI is then used to estimate the proportion of the eligible population who earn above £100,000 and these children are removed from the FRS estimate of eligibility.	Finally the proportion eligible is applied to the ONS population projections , having removed children who attend reception classes, to give the number of eligible children as 390,000.	The FRS sample size is not sufficient for local authority level analysis and therefore the APS is used to estimate eligibility at sub-national level . The APS does not have reliable information on earnings and there are still some limits due to small sample size, which mean that we can only approximate to the eligible population in each local authority. The proxy used is the number of children aged under 16 where parents are usually working at least 16 hours per week. The proportion of these children in each local authority is then applied to the national eligibility estimate of 390,000 in order to get a figure for the number of 3- and 4-year-olds eligible in each local authority.
LA ELIGIBILITY AND PROJECT LIMIT		<p>Eligibility estimates should be treated as indicative given the reliance on survey data and the uncertainty over future changes in population, employment and earnings. In addition, not all eligible parents are expected to take up the additional hours.</p> <p>Note that take up of the first 15 hours is published annually based on the Early Years Census and School Census. The other data sources are also updated on an annual basis and so estimates based on these are subject to change.</p> <p>Data Sources Family Resources Survey 2012/13 Survey of Personal Incomes 2012-13 Annual Population Survey 2014 ONS population projections 2017-18 (mid-2012 based DfE and OBR adjusted) Early Years Census and School Census January 2015</p>			
DfE bandings for medium and high eligibility are based on the below:					
<ul style="list-style-type: none">• medium = all LAs not in top 25% of LAs• high = top 25% of LAs					
% Eligible	Total project bids permitted for LA				
Medium	4				
High	6				

Please note: This Presentation may not be reproduced, retransmitted or further distributed to the press or any other person or published, in whole or in part, for any purpose.

Appendix 5

Childminders = 82 childminders are registered with the LA to offer funded places and currently 37 are claiming funding for children. 55 children are accessing 30 hours funding with a childminder and 13 children are accessing a 2 year old funded place.	2 year old vacancies	3 & 4 year old universal vacancies	3 & 4 year old 30 hour vacancies	2 year olds on roll	3 & 4 year old universal on roll	3 & 4 year old 30 hour on roll	Total number of 2 year old places	Total number of 3 & 4 year olds places	Total number of 30 hour places
MW	11	12	9	1	4	6	15	19	18
OA	14	8	5	2	9	15	15	17	20
SA	19	14	12	3	12	19	34	38	43
CG	5	6	3	0	0	1	7	8	6
EA	1	1	1	0	3	0	0	3	3
PR	0	0	0	0	0	0	2	2	1
WR	4	4	3	0	2	3	5	7	7
YT	10	8	6	0	8	5	13	19	16
RC	19	18	15	1	2	3	20	20	17
VW	2	0	0	0	3	1	2	3	1
	85	71	54	7	43	53	113	136	132

Appendix 6

PVI = 37 providers (including children centres) are offering universal funding. 36 providers are offering 30 hours funded places and 35 providers are offering 2 year old funding.	2 year olds on roll	2 year old vacancies	Total number of 2 year old places	3 & 4 year old universal on roll	3 & 4 year old universal vacancies	Total number of 3 & 4 year olds places	3 & 4 year old 30 hour on roll	3 & 4 year old 30 hour vacancies	Total number of 30 hour places
MW	35	60	100	95	23	118	53	19	72
OA	38	29	67	105	30	135	44	9	59
SA	31	17	48	51	24	75	19	14	33
CG	10	34	44	101	9	110	30	9	39
EA	21	11	32	37	33	70	18	6	24
PR	41	7	48	87	4	91	22	9	31
WR	35	31	66	102	25	127	42	27	69
YT	26	26	52	197	78	275	71	51	122
RC	53	46	107	300	52	352	172	36	208
VW	19	8	27	23	13	36	6	19	25
	309	269	591	1098	291	1389	477	199	682

Appendix 7

MNS = 5 offering universal and 30 hours funding. 4 offering 2 year old funded places	2 year olds on roll	2 year old vacancies	Total number of 2 year old places	3 & 4 year old universal on roll	3 & 4 year old universal vacancies	Total number of 3 & 4 year olds places	3 & 4 year old 30 hour on roll	3 & 4 year old 30 hour vacancies	Total number of 30 hour places
MW	0	0	0	0	0	0	0	0	0
OA	0	0	0	0	0	0	0	0	0
SA	0	0	0	115	0	115	41	0	41
CG	12	12	24	81	29	110	15	5	20
EA	35	29	64	224	31	255	43	16	59
PR	0	0	0	0	0	0	0	0	0
WR	19	13	32	104	6	110	13	7	20
YT	0	0	0	0	0	0	0	0	0
RC	0	0	0	0	0	0	0	0	0
VW	0	0	0	0	0	0	0	0	0
	66	54	120	524	66	590	112	28	140

Appendix 8

Schools = 25 offering universal places and 8 offering 30 hour places. 5 schools offering 2 year old funded places	2 year olds on roll	2 year old vacancies	Total number of 2 yr. old places	3 & 4 year old universal on roll	3 & 4 year old universal vacancies	Total number of 3 & 4 yr. old places universal	3 & 4 year old 30 hour vacancies	3 & 4 year old 30 hour on roll	Total number of 30 hour places
MW	12	12	24	186	62	248	27	0	26
OA	0	0	0	85	9	94	24	6	30
SA	0	0	0	77	0	77	15	0	15
CG	0	0	0	155	47	202	0	0	0
EA	0	0	0	95	9	104	0	0	0
PR	5	0	5	141	23	164	0	0	0
WR	0	0	0	193	71	264	0	0	0
YT	4	0	4	106	24	130	0	0	0
RC	1	0	1	225	96	321	48	15	46
VW	0	0	0	49	29	78	0	0	0
2018	22	12	34	1312	370	1682	114	21	117
2017	6	2	8	1206	397	1603	27	97	124
	+16	+10	+26	+106	-27	+79	+87	-76	-7

An additional 26 places are now available in schools for 2 year old compared to 2017

Appendix 9

Family Information Service Outreach Statistics Sep 2018 – Feb 2019

Organisation	Visits	Activities/Parent & Toddler Groups	Childrens' Centres & groups	Disability / Additional Needs	Funded Early Education for 3 & 4 yr. olds	Funded Early education for 2 yr. olds	Health & Well Being	Housing & Homelessness	Money & Benefits	Adult Education	Employment	Parenting Support	Schools	Childcare	Childcare costs	Domestic Abuse	Depression/stress & anxiety	Healthy eating & fitness	FIS leaflet & Misc- please specify	New to Slough	Total Enquiries
Parent Champions	33	177	72	9	21	111	30	9	31	47	10	24	0	39	0	0	0	0	249	2	831
Out of area	1	0	11	0	11	11	0	0	0	0	0	0	0	0	11	0	0	0	11	0	55
Chalvey Grove	1	0	0	0	7	7	0	0	0	0	0	0	0	0	7	0	0	0	7	0	28
Elliman Avenue	1	5	9	3	6	5	12	0	2	3	2	10	0	2	6	0	6	2	67	0	140
Monksfield Way	2	0	38	0	38	38	0	0	0	0	0	0	0	0	38	0	0	0	38	0	190
Orchard Avenue	0	0	0	0	0	0	0	0	0	0	0	0	0	0	0	0	0	0	0	0	0
St. Andrew's Way	3	0	44	0	8	44	36	0	0	0	0	0	0	0	44	0	0	0	44	0	220
Wexham Road	0	0	0	60	13	13	0	0	0	0	0	0	0	0	13	0	0	0	163	0	262
Penn Road	0	0	0	0	0	0	0	0	0	0	0	0	0	0	0	0	0	0	0	0	0
Romsey Close	4	4	7	65	51	61	11	0	0	2	0	7	1	8	50	0	5	12	182	0	469
Vicarage Way	1	0	7	0	7	7	0	0	0	0	0	0	0	0	7	0	0	0	7	0	35
Yew Tree	6	52	85	60	65	65	40	0	0	5	5	54	2	14	33	0	0	32	477	0	989
	52	238	273	197	227	362	129	9	33	57	17	95	3	63	209	0	11	46	1245	2	3216

Appendix 10

Early Years Foundation Stage Data 2018

EYFS Profile Summer 2018

In 2018 Slough submitted EYFS profile data for 2356 children.
This is a decrease of 85 from 2017.

Good Level of Development (GLD) 2018

A child achieves a GLD if they attain expected or exceeding in all the prime Early Learning Goals (ELG) and the ELGs in Literacy and Mathematics.

71.5 % of children in **England** achieved a GLD in **2017**
73.6 % of children in **Slough** achieved a GLD in **2018**

We have a GLD that is 2.1% above the national average. This is an improvement on the 2017 data set when 71.2% of Slough children achieved a GLD (0.5% above national).

Slough is ranked 40th highest LA for GLD

Slough's GLD has improved each year since 2013 when it was 49.9%.

Gender gap in GLD

This is the difference between boys and girls attainment of a Good Level of Development.

The gender gap in Slough has widened in 2018. The gender gap National figure shows a decrease and that boys are improving at a faster rate than girls – Slough is not in line with this national trend.

2017 Slough	12.5%	National 13.7%
2018 Slough	14%	National 13.5%

However boys attainment, as measured by GLD, has improved (see figures below)

GLD

Boys 2017	65%	2018 67%	(National 2018 - 65%)
Girls 2017	77%	2018 81%	(National 2018 - 78.4)

Total Point score:

Slough 2018 - 33.8	National 2018 - 34.6
--------------------	----------------------

Lowest 20 % Total Point score -	Slough - 23.5	National - 23.2
---------------------------------	---------------	-----------------